




PRODUCT CATALOGUE

The Expert in Lubrication Solutions

perma

CONTENT

Benefits of lubrication	4-9
Bearing life extension	4
Contamination prevention	6
Workplace safety improvements	8
 Product Overview	 10-33
perma CLASSIC	10
perma FUTURA	12
perma FLEX	14
perma NOVA	16
perma STAR VARIO	18
perma STAR CONTROL	20
perma STAR VARIO EX	22
 perma CONNECT	 24-25
perma STAR VARIO BLUETOOTH	26
perma STAR VARIO BLUETOOTH EX	28
perma STAR VARIO LONG RANGE	30
perma ULTRA	32
 perma Installation Kits	 34-51
Gas Type Kits	34
perma STAR VARIO Installation Kits - Intro	36
Standard Duty Kits 60, 120 and 250 cm ³	38
Heavy Duty Kits 60, 120 and 250 cm ³	40
Manifold Kits	42
Direct Mount and Rail Kits	44
Standard Duty Kits 500 cm ³	46
Heavy Duty Kits 500 cm ³	48
perma ULTRA Kits	50
 Remote Installation Guidelines	 52-53
 Common Equipment and Applications	 54-61
Slurry Pumps	54
Conveyor Pulley Bearings	56
Electric Motors	58
Fans	60
 Accessories	 62-65
 Fittings Cases	 66-69
 Lubricants	 70-71





The Expert in Lubrication Solutions

perma-tec GmbH & Co. KG (Germany)

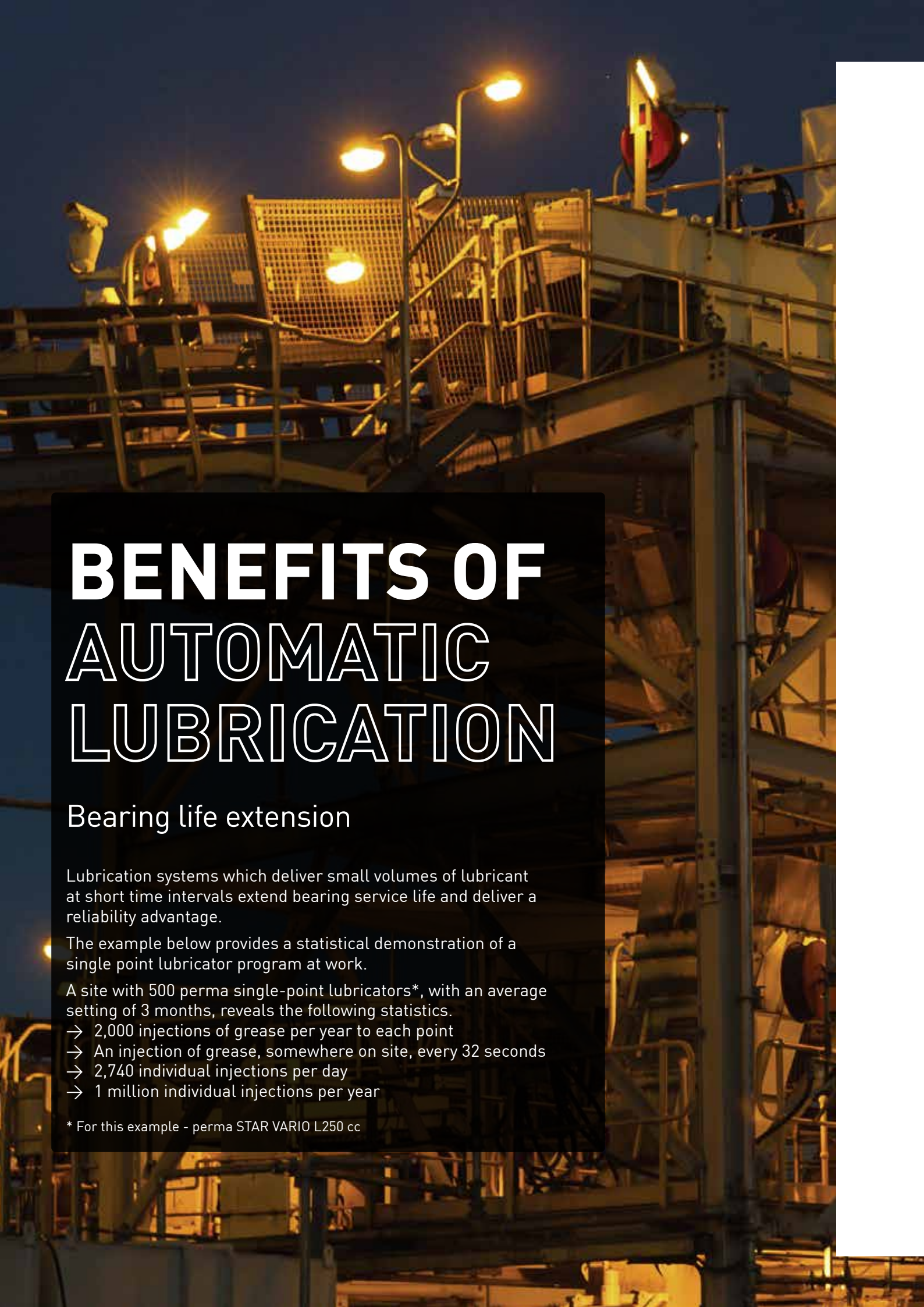
Inventing and patenting the perma CLASSIC single point lubricator in 1964, perma-tec GmbH & Co. KG is the global leader in the research, development and manufacturing of automatic lubricators. perma lubrication systems can be found in all types of industries and applications around the world. perma lubrication systems are manufactured in Germany in state-of-the-art facilities.

HTL perma Australia Pty Ltd

As a subsidiary of perma-tec GmbH & Co. KG, HTL perma Australia Pty Ltd has direct access to the Research & Development Centre and Engineering Group in Germany.

HTL perma Australia Pty Ltd responds to the demands of preventative maintenance programs by focusing on service, customised solutions and knowledge sharing. We understand that our products deliver maximum value when combined with robust installation systems, a practical approach to maintenance scheduling and ongoing technical support.

The information provided in this document is of a general nature only. Potential users of perma Automatic Lubricators should seek advice tailored to their particular circumstances and, for this purpose, are welcome to contact HTL perma Australia Pty Ltd on the contact number provided. HTL perma Australia Pty Ltd is not liable for any costs, losses or damages, whether direct or indirect, arising from any reliance upon this document. Details relating to product designs and specifications may be subject change without prior notice.



BENEFITS OF AUTOMATIC LUBRICATION

Bearing life extension

Lubrication systems which deliver small volumes of lubricant at short time intervals extend bearing service life and deliver a reliability advantage.

The example below provides a statistical demonstration of a single point lubricator program at work.

A site with 500 perma single-point lubricators*, with an average setting of 3 months, reveals the following statistics.

- 2,000 injections of grease per year to each point
- An injection of grease, somewhere on site, every 32 seconds
- 2,740 individual injections per day
- 1 million individual injections per year

* For this example - perma STAR VARIO L250 cc

THE COST OF WEAR

To be competitive, manufacturing, mineral processing and mining operations must maximise production output while minimising long term operating costs. Key to achieving this is the implementation of preventative maintenance strategies which extend equipment service life and minimise downtime required for maintenance, repair and overhaul.


Fundamentally, reducing wear reduces the total cost of ownership of production assets and improves business performance.

Reducing wear also delivers a sustainability benefit, because when equipment and machinery lasts longer, without the need for repair or replacement, energy and material consumption is reduced.

Cost and downtime due to premature wear is significant. Good lubrication strategies have a dramatic effect on extending bearing service life and therefore reducing costs and improving equipment reliability. The chart shown provides estimates of the causes of premature bearing failures. Poor lubrication practices and contamination are the major causes.

Industry leading businesses invest in automatic lubrication systems for the purpose of bearing relubrication and contaminant exclusion because they deliver superior reliability results compared to manual lubrication.

New product developments which focus on connectivity and digitalisation add further value to the maintenance and reliability effort, by providing options to optimise lubrication management via remote monitoring, remote control and desktop auditing.



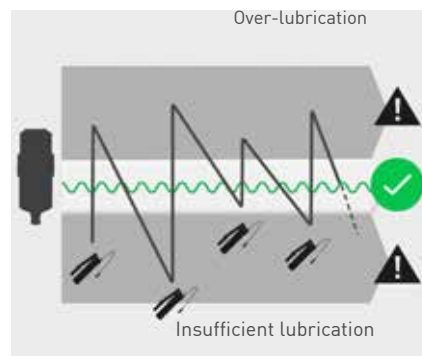
BENEFITS OF SHORT LUBRICATION INTERVALS

Bearing lubrication must maintain fresh grease around the working components of bearings. Lubricant starvation leads to the deterioration of lubrication conditions and premature wear. For high-speed bearings, the rapid supply of large amounts of grease can cause over-lubrication which leads to rapid lubricant degradation and in severe cases may result in bearing failure.

The longest bearing service life is achieved when grease is added in small amounts at short time intervals. This regime of grease delivery maintains a steady state of lubrication protection where over-lubrication and lubricant starvation do not occur.

Factors which reduce the service life of the grease include high speeds, elevated temperatures, vibration and high loads. When operating conditions like these prevail, the benefits of delivering small amounts of grease at short time intervals are at their greatest.

The diagram shown demonstrates the advantage of lubrication methods which deliver small amounts of grease at short time intervals.

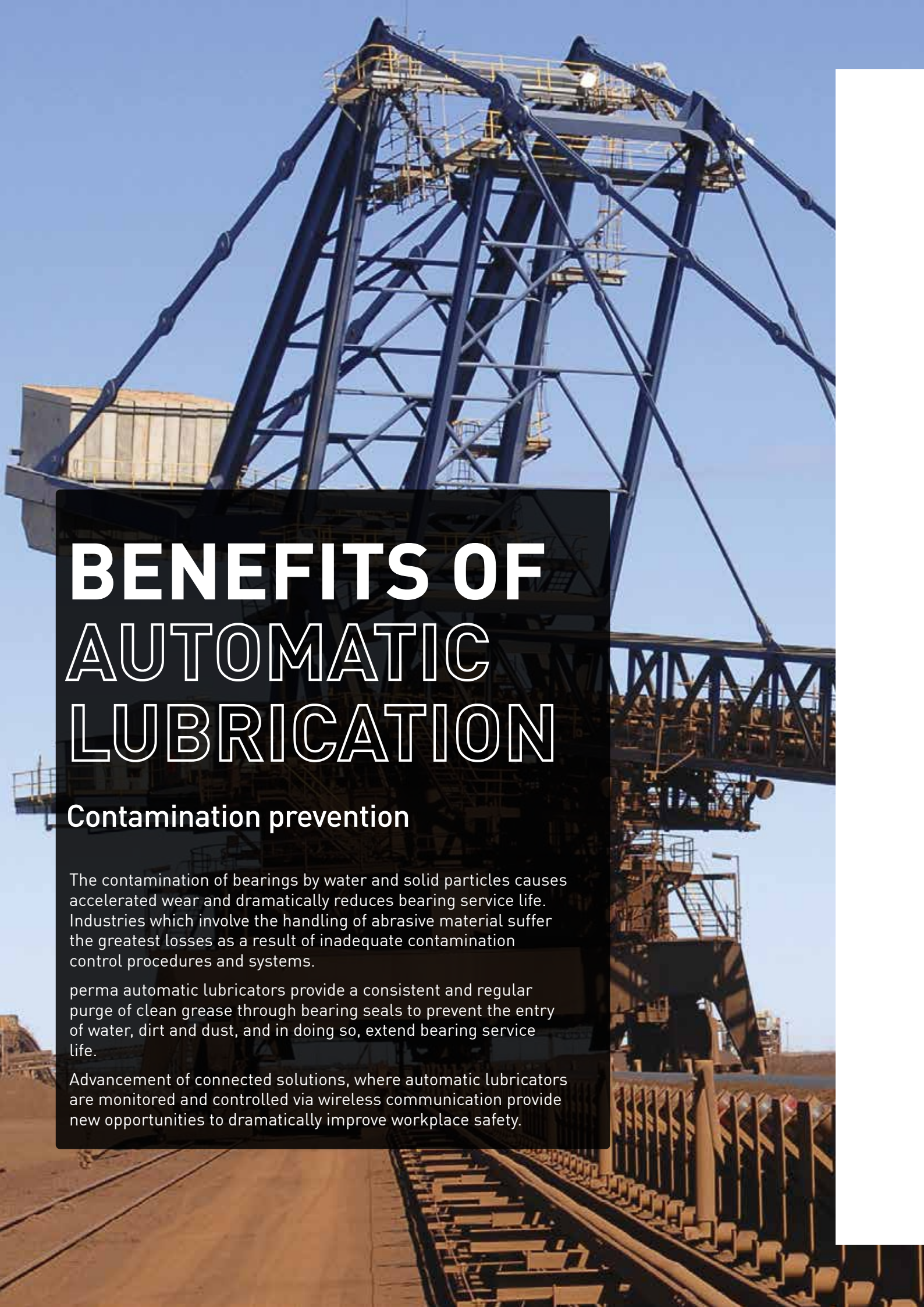


Too much grease

- Elevated operating temperature and rapid degradation of grease for high speed bearings
- Less efficient use of fresh grease
- Potential to damage contact type seals

Too little grease

- Starvation causing premature wear
- Accelerated degradation of grease
- Increased risk for contamination entry



BENEFITS OF AUTOMATIC LUBRICATION

Contamination prevention

The contamination of bearings by water and solid particles causes accelerated wear and dramatically reduces bearing service life. Industries which involve the handling of abrasive material suffer the greatest losses as a result of inadequate contamination control procedures and systems.

perma automatic lubricators provide a consistent and regular purge of clean grease through bearing seals to prevent the entry of water, dirt and dust, and in doing so, extend bearing service life.

Advancement of connected solutions, where automatic lubricators are monitored and controlled via wireless communication provide new opportunities to dramatically improve workplace safety.

PREVENTING CONTAMINATION IN HARSH OPERATING ENVIRONMENTS

When solid or liquid contaminants enter a bearing, they cause accelerated wear and the early onset of fatigue. For solid contaminants the rate of wear increases with the size, concentration, and hardness of contaminants. Smaller particles lead to abrasive wear whilst larger particles can cause indentation of bearing raceways and rolling elements which become sites of fatigue related wear. Lubrication practices which prevent the ingress of contaminants provide long term financial return by means of longer bearing service life and reduced downtime.

Strategies for preventing contamination vary depending on bearing housing and seal configurations. For bearings with free-purging labyrinth or taconite seals, contamination prevention is achieved by delivering a consistent purge of clean grease through the seals. In simple terms, if clean grease is purging out of the seal, contaminants, whether they be solid or liquid, are prevented from entering.

Bearings which operate in harsh environments, including high humidity and high levels of liquid or solid contaminants, demand the strictest attention to regular seal purging. Under such conditions automatic purging of seals provides the greatest benefits.

CONTAMINANT PREVENTION STRATEGIES

Slurry pump seal purging

Automatic purging of labyrinth seals provides constant protection against ingress of solids and liquids. For pumps where the wet-end seal is subjected to direct water spray, a higher rate of automatic purging is applied to compensate for the elevated rate of grease washout.



Conveyor pulley bearing relubrication & seal purging

Automatic purging of taconite or labyrinth type seals provides constant protection against the ingress of contaminants. For the example shown, bearing relubrication is provided by a separate automatic lubricator.



Conveyor pulley bearing seal purging (hybrid solution)

Automatic purging of taconite or labyrinth type seals provides constant protection against the ingress of contaminants. For this solution, bearing relubrication is provided manually. This hybrid system can provide a practical balance between automatic and manual greasing for large pulley bearings.





BENEFITS OF AUTOMATIC LUBRICATION

Workplace safety improvements

Workplace safety is of the highest importance. Reliable systems which reduce the interface between people and operating equipment are a key element to eliminating workplace accidents.

Advancements of connected solutions, where automatic lubricators are monitored and controlled via wireless communication, provide new opportunities to dramatically improve workplace safety.

STRATEGIES TO IMPROVE SAFETY AND EFFICIENCY

Automatic lubrication systems are maintenance tools which make a positive contribution to workplace safety and efficiency. This is particularly relevant for large operations in hot climates where the physical demands of performing regular manual greasing increases the risk of fatigue and heat exhaustion compared to automatic alternatives.

New products, such as the perma STAR VARIO LONG RANGE, deliver a step change to lubrication related safety via online lubricator monitoring and control; improving safety by minimising worker exposure to airborne dusts, noise and uv radiation.

The implementation of automatic lubrication systems does not mean that general equipment inspections should be neglected. Implementation of automatic lubrication systems can lead to time savings, which can then be invested into other critical maintenance tasks, such as general inspections, condition monitoring data collection, oil sampling and oil cleanliness management activities such as filtration and clarification.

STRATEGIES TO IMPROVE SAFETY AND EFFICIENCY

Strategy 1 – Remote mount lubricators for large electric motors, fans and pumps at safe and easy to reach locations.

Safety – Improve safety via the remote installation of lubricators at safe to access locations.

Efficiency – Save time which would otherwise be required to locate and use safety steps.

Example - Direct mounting of lubricators to the fan bearings shown would require personnel to climb onto the fan structure or use a safety step for lubricator inspection and servicing. The remote mounting solution allows lubricators to be safely handled from ground level.



Strategy 2 – Automatically lubricate equipment which would otherwise require working at heights or confined space permits.

Safety – Improve safety by reducing the need to perform work at heights or within confined spaces.

Efficiency – Save time which would otherwise be required during shuts for permits, isolations, equipment preparation and other time consuming requirements.

Example - The perma ULTRA lubrication systems shown are lubricating the bearings and seals of a gravity take-up pulley on a conveyor via a remote grease line.



Strategy 3 – Bluetooth enabled lubricators to lubricate conveyor pulley bearings on a shuttle/tripper which are located behind safety cages.

Safety – Improve safety by remote monitoring lubricators with the CONNECT App.

Efficiency – Save time required during shuts for permits, isolations and cage removal to inspect lubricators.

Example - The perma STAR VARIO BLUETOOTH lubricators shown are delivering grease to the bearing relubrication point and seal purge point of a conveyor pulley bearing.






perma CLASSIC

Simple and robust for use in the harshest conditions

By tightening the activation screw the gas generator drops into an electrolyte fluid where it starts an electrochemical reaction that generates gas. The accumulation of gas forces the piston forward in a controlled manner, gradually expelling the lubricant under pressure. When the cartridge is empty, the piston becomes visible at the end of the clear cone.

The lubrication period is indicated by colour-coded activator screws (type 1, type 3, type 6, or type 12) and the average ambient temperature.

More information can be found on our website www.perma.com.au



MADE IN GERMANY

perma CLASSIC is a single-point lubricator suited to a broad range of bearing and chain applications. perma CLASSIC is suited to low to medium speed bearings in harsh operating environments. For example, the steel body and flexible base make the perma CLASSIC ideal for applications such as conveyor pulley bearing lubrication in the quarry industry, mast lubrication points on blasthole drill rigs and dump-block sheaves on draglines.



Conveyor pulley bearings and seals



Slurry pump labyrinth seals



Wire rope sockets (oil)



Colour coded time settings which cannot be tampered with once activated

Economical solution which is simple to implement

Quick start technology to reduce delay time between activation and lubricant delivery



Metal body can withstand knocks and impacts to provide lubrication under the harshest conditions

Can be installed on any angle and is dust proof and water proof

End cone can be flexed and will recover to its original position without damage



Pressure build-up to 4 bar allows remote mounting with lines up to 1 meter[†]

Various options for simple remote mounting (refer to pg 34)

[†] Limits depend on line ID, grease type, temperature and the resistance to flow presented by lubrication point itself. Extending line lengths delays the delivery of first grease and may prevent lubricant delivery altogether



Drive

Electrochemical reaction via gas generator



Discharge period at +20 °C
perma MULTI LC 220-2 (SF01)
1, 3, 6...or 12 months



Lubricant volume
120 cm³



Operating temperature
0 °C to +40 °C



Remote installations
1 meter of 3/8" ID line (grease)[†]

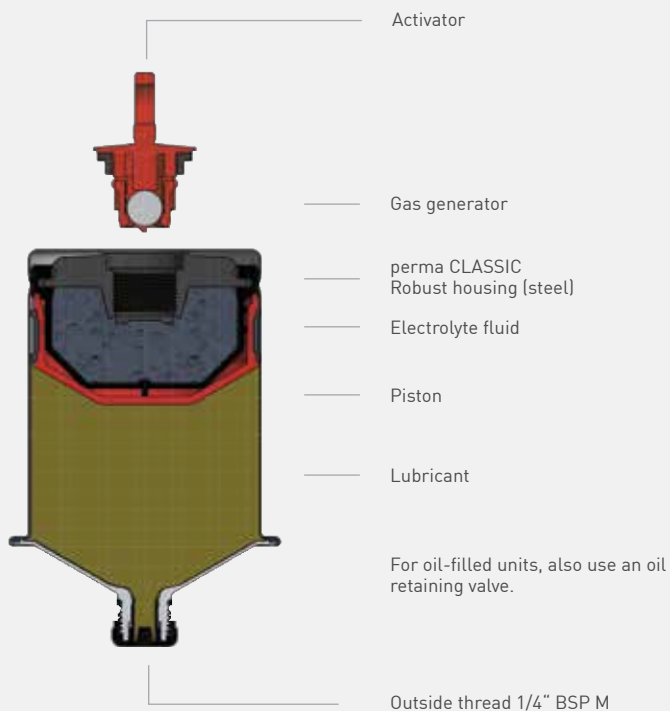


Pressure build up
Max. 4 bar



Standard & special lubricants
Greases up to NLGI 2 | Oils

Dimensions
perma CLASSIC: Ø 70 x 99 mm



1 month



3 months



6 months



12 months



perma FUTURA

For high corrosion, high humidity and high contamination environments

By tightening the activating screw the gas generator drops into an electrolyte fluid where it starts an electrochemical reaction that generates gas. The accumulation of gas forces the piston forward in a controlled manner, gradually expelling the lubricant under pressure. The progression of the piston can be observed through the transparent body of the lubricator.

The lubrication period is indicated by colour-coded activator screws (type 1, type 3, type 6, or type 12) and the average ambient temperature.

More information can be found on
our website www.perma.com.au



MADE IN GERMANY

perma FUTURA is a single-point lubricator suited to a range of rolling element and plane bearing applications. perma FUTURA is suited to low to medium speed bearings in wet operating environments. The transparent lubricator body allows inspection of the piston position while the integrated support flange provides protection against damage by accidental impacts.



General bearing applications



Conveyor pulley bearings and seals



Conveyor pulley bearings and seals



Colour coded activators define time settings which cannot be tampered with once activated

Quick start technology reduces delay between activation and lubricant delivery

Economical solution which is simple to implement



Transparent lubricator body allows visual inspection of the piston position

Integrated support flange is reinforced with glass and rubber fibres to provide strength while reducing brittleness



Pressure build-up to 4 bar allows remote mounting with lines up to 1 meter[†]

Can be installed on any angle and is dust, corrosion and water proof

Various options for simple remote mounting (refer to pg 34)

[†] Limits depend on line ID, grease type, temperature and the resistance to flow presented by lubrication point itself. Extending line lengths delays the delivery of first grease and may prevent lubricant delivery altogether



Drive

Electrochemical reaction via gas generator



Discharge period at +20 °C
perma MULTI LC 220-2 (SF01)
1, 3, 6...or 12 months



Lubricant volume
120 cm³



Operating temperature
0 °C to +40 °C



Remote installations
1 meter of 3/8" ID line (grease)[†]

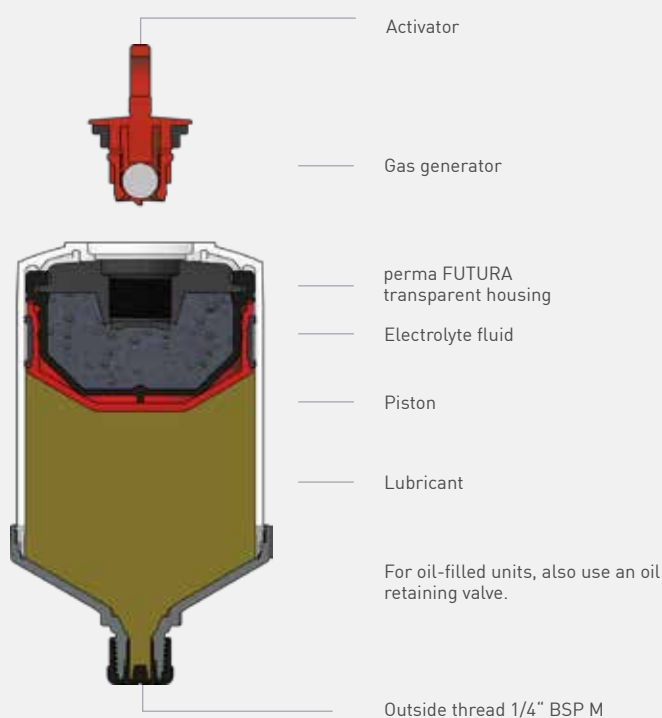


Pressure build up
Max. 4 bar



Standard & special lubricants
Greases up to NLGI 2 | Oils

Dimensions
perma FUTURA: Ø 67 x 111 mm



1 month



3 months



6 months



12 months




**National
Breast Cancer
Foundation**
 CORPORATE PARTNER
 PROUD PARTNER SINCE 2019

perma FLEX

Intrinsically safe, single part unit with dial type setting (supporting a worthy cause)

The perma FLEX holds a special position in the perma portfolio of products due to the direct link to our corporate partnership with the National Breast Cancer Foundation.

A proud partner since 2019, the contributions of HTL perma Australia are more than \$200,000.

More information can be found on
our website www.perma.com.au



II 1G Ex ia IIC T6
 II 1D Ex iaD 20 T85°C
 I M1 Ex ia I

MADE IN GERMANY

perma FLEX is suited to a broad range of bearing applications and can also be filled with oil for the purpose of chain lubrication. The dial activation system is simple to use and allows the time setting to be adjusted during operation if necessary. perma FLEX is IP68 rated, meaning that it is dust tight and water proof and certified as intrinsically safe.



Drive shaft support bearings



Duct extraction fan



Conveyor pulley bearings and seals



Simple dial activation system with time settings: 1 to 12 months for 60 and 125 cm³ sizes

Time setting can be altered during service

Variable time setting options reduces compromise when selecting dispensing rates



Transparent lubricator body allows visual inspection of the piston position

Slimline design minimises the space required for installation



Certified under IECEx for use in Zone 0 and Zone 20 areas. Contact perma for further information

Various options for simple remote mounting (refer to pg 34)

Pressure build-up to 5 bar allows remote mounting with lines up to 1 meter[†]

[†] Limits depend on line ID, grease type, temperature and the resistance to flow presented by lubrication point itself. Extending line lengths delays the delivery of first grease and may prevent lubricant delivery altogether



Drive

Electrochemical reaction via gas generator



Discharge period at +20 °C
perma MULTI LC 220-2 (SF01)
1, 2, 3...through to 12 months



Lubricant volume
60 cm³ and 125 cm³



Operating temperature
-20 °C to +60 °C



Remote installations
1 meter of 3/8" ID line (grease)[†]



Protection class
IP 68



Standard & special lubricants
Greases up to NLGI 2 | Oils

Dimensions
perma FLEX 60: Ø 60 x 86 mm
perma FLEX 125: Ø 60 x 116 mm



Rotary switch for discharge period setting



Activator (POM)

Battery

Gas generating cells

Piston

Transparent housing (PA)

Lubricant

Outside thread 1/4" BSP M



perma NOVA

For applications with high variations in temperature
Intrinsically safe

perma NOVA can be used for applications that are within a temperature range of -20 °C up to +60 °C. A discharge period of 1 to 12 months can be easily programmed via the set button on the control unit.

A temperature sensor measures the ambient temperature and the control unit calculates the required gas generation based on this data to ensure a controlled discharge. perma NOVA consists of a reusable control unit, a lubricant canister and a light weight protection cover.

More information can be found on
our website www.perma.com.au



I M1 Ex ia I Ma
II 2G Ex ia IIC T4 Gb
II 2D Ex ia IIC T135°C Db



ANZEx

MADE IN **GERMANY**

perma NOVA is suited to the lubrication of bearings on equipment where there is large variation in ambient temperature or where intrinsic safety is required. The re-usable Control unit contains a temperature sensor which allows the behaviour of the lubricator to automatically adjust to the operating conditions. The perma NOVA is IP65 rated meaning that it is dust proof and protected against water jets.



Conveyor pulley bearings and seals



Gear box seals



Electric motor bearings



LCD display with push button control provides time settings 1 to 12 months for 65 and 125 cm³ sizes

Control unit monitors temperature and regulates gas generation to provide accurate dispensing


Automatic detection of cartridge size



Transparent lubricator body allows visual inspection of the lubricant piston position

Integrated support flange reinforced with glass and rubber for strength and durability

Slimline design minimises the space required for installation



Pressure build-up to 6 bar allows remote mounting with lines up to 1 meter[†]

Certified under IECEx and ANZEx for use in Zone 1 and Zone 21 areas

Various options for simple remote mounting (refer to pg 34)

[†] Limits depend on line ID, grease type, temperature and the resistance to flow presented by lubrication point itself. Extending line lengths delays the delivery of first grease and may prevent lubricant delivery altogether



Drive

Electrochemical reaction via gas generator



Discharge period at +20 °C
perma MULTI LC 220-2 (SF01)
1, 2, 3...through to 12 months



Lubricant volume
65 cm³ and 125 cm³



Operating temperature
-20 °C to +60 °C



Remote installations
1 meter of 3/8" ID line (grease)[†]

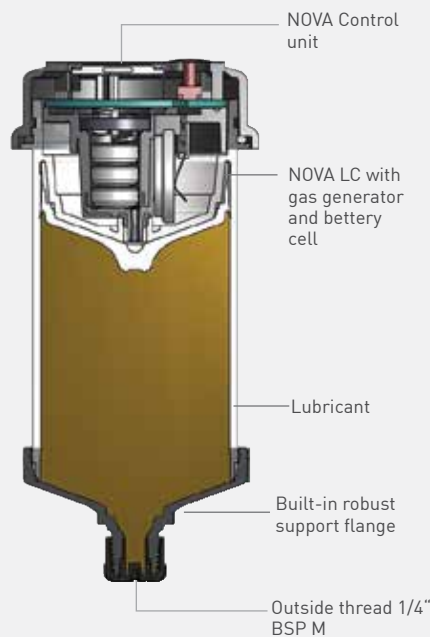


Protection class
IP 65



Standard & special lubricants
Greases up to NLGI 2 | Oils

Dimensions
LC 65: Ø 65 x 101 mm
LC 125: Ø 65 x 132 mm



Plastic cover
for protection during transport and against dust and dirt. Recommended for all installations.



NOVA control unit
reusable



NOVA Lubricant canister (LC)
single use

→ Oil-filled units with integrated oil retaining valve



perma STAR VARIO

Electro-mechanical, weekly and monthly time settings and four cartridge sizes

perma STAR VARIO consists of a reusable electro-mechanical drive unit and a single-use lubricant cartridge. Because the lubricator is mechanically driven the dispensing rate is independent of ambient temperature and back pressure[†].

Inspection of the perma STAR VARIO is made easy via the combination of the transparent lubricant cartridge, a flashing LED alert system and an LCD display screen which communicates the status of the lubricator to maintenance personnel.

[†]Total resistance to grease flow must be less than the pressure delivery capability of the lubricator.

More information can be found on
our website www.perma.com.au



MADE IN **GERMANY**

perma STAR VARIO is a single-point, automatic lubricator suited to a broad range of bearing and chain applications. perma STAR VARIO is ideal for applications which demand precise grease delivery or for operating environments which include significant temperature fluctuations. The remote installation kits for perma STAR VARIO provide practical solutions for lubricators to be installed at safe and easy to reach locations.



Conveyor pulley bearings and seals



Pump bearings and seals



Extraction fan



LCD display with push button control provides time settings in months and weeks for 60, 120, 250 and 500 cm³ sizes

Display provides confirmation of lubricator status including 'days since red' for empty lubricators

Broad range of setting options reduces compromise when selecting lubricant dispensing rates and service planning



Electromechanical, reusable drive unit provides precise dispensing, independent of temperature and back pressure[†]

Red / green lights in four locations indicate operational status when in areas of poor light



Extensive options for direct and remote mounting provides safe access to lubricators and protects them from damage (refer to pg 36)

Pressure build-up to 7.5 bar allows remote mounting with lines up to 5 meters[†]

Purge feature to deliver supplementary grease as required

[†] Limits depend on line ID, grease type, temperature and the resistance to flow presented by lubrication point itself. Extending line lengths delays the delivery of first grease and may prevent lubricant delivery altogether



Drive – reusable

Electromechanical drive with 4.5 V battery pack (Alkaline)



Discharge period

1, 2, 3 ... 12 months | 1, 2, 3 ... 52 weeks
STAR LC 500: max. 6 months | 26 weeks



Lubricant volume

60, 120, 250, 500 cm³



Operating temperature

-20 °C to +60 °C



Remote installations

5 meters of 3/8" ID line (grease)[†]



Protection class

IP 65

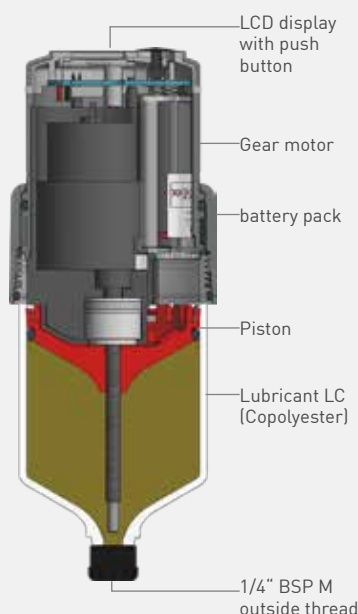


Standard & special lubricants

Greases up to NLGI 2 | Oils

Dimensions

LC 60: Ø 75 x 155 mm | LC 120: Ø 75 x 178 mm
LC 250: Ø 75 x 228 mm | LC 500: Ø 75 x 324 mm



STAR VARIO drive unit
reusable



Battery pack STAR VARIO
single use



STAR Lubricant canister (LC)
single use



Support flange STAR
reusable




perma STAR CONTROL

PLC / machine controlled lubricant delivery

Similar to the perma STAR VARIO, the perma STAR CONTROL delivers precise amounts of lubricant and its operation is temperature independent. The unique feature of the perma STAR CONTROL is its connection to machine control. This feature makes the perma STAR CONTROL ideally suited to equipment where re-lubrication is to take place only when the machine is in operation, for critical equipment which has low utilisation or for standby equipment.

The perma STAR CONTROL consists of an electromechanical drive and a lubricant canister with 60 , 120, 250 or 500 cm³ of lubricant. The perma STAR CONTROL has two operating modes: TIME and IMPULSE.

More information can be found on
our website www.perma.com.au



MADE IN **GERMANY**

perma STAR CONTROL is a PLC controlled single-point, automatic lubricator. There are two modes of operation available via the SET button menu – TIME and IMPULSE. In IMPULSE mode, the lubricator discharges a set volume of lubricant as soon as voltage is applied. Before it will discharge again, voltage must be interrupted for at least 5 seconds and then reapplied. TIME mode dispenses lubricant at a set rate of cm³ per 100 hours of machine operation, stopping and starting at preset intervals.



Chain lubrication



Fan bearings



Electric motor bearings



Simple push button setting in TIME or IMPULSE mode for 60, 120, 250 and 500 cm³ sizes

TIME based dispensing mode delivers lubrication rates as per the standard perma STAR VARIO, but only when equipment is operational

Machine control via PLC interface allows lubrication to occur only when equipment is operational



Basic lubricator status information is available via the PLC interface

Electromechanical, reusable drive unit provides precise dispensing which is independent of temperature and back pressure[†]



Pressure build-up to 7.5 bar allows remote mounting with lines up to 5 meters[†]

Extensive options for direct and remote mounting provides safe access to lubricators and protects them from damage (refer to pg 36)

Purge feature to deliver supplementary grease as required

[†] Limits depend on line ID, grease type, temperature and the resistance to flow presented by lubrication point itself. Extending line lengths delays the delivery of first grease and may prevent lubricant delivery altogether



Drive – reusable

Electromechanical function
external voltage: 9-30 V DC, I_{max}
0.5 A



Discharge period

Timed (TIME mode)
Pulse (IMPULSE mode)



Lubricant volume

60, 120, 250, 500 cm³



Operating temperature

-10 °C to +60 °C



Remote installations

5 meters of 3/8" ID line (grease)[†]



Protection class

IP 65

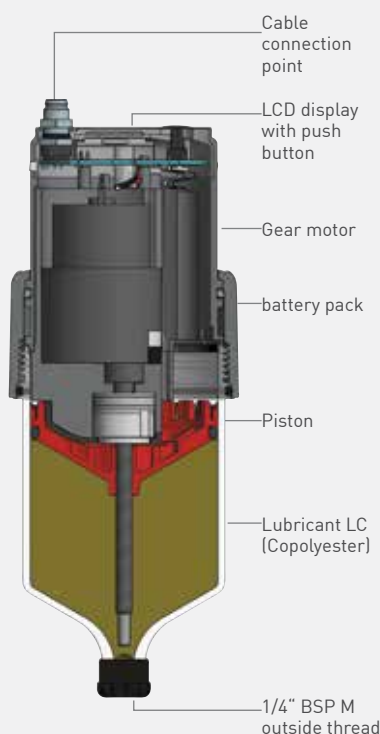


Standard & special lubricants

Greases up to NLGI 2 | Oils

Dimensions

LC 60: Ø 75 x 155 mm | LC 120: Ø 75 x 178 mm
LC 250: Ø 75 x 228 mm | LC 500: Ø 75 x 324 mm



STAR CONTROL
cable
reusable



STAR VARIO
drive unit
reusable



STAR Lubricant
canister (LC)
single use



Support flange
STAR
reusable



perma STAR VARIO EX

Intrinsically safe, electro-mechanical
Four sizes with weekly and monthly time settings

perma STAR VARIO EX consists of a reusable electro-mechanical drive with backlit display and a single-use lubricant cartridge. perma STAR VARIO EX is intrinsically safe and is certified for use in Zone 0 areas for gases and vapours and Zone 20 for dusts. Because the battery set is also intrinsically safe, the lubricator can be serviced in hazardous areas.

More information can be found on
our website www.perma.com.au



MADE IN GERMANY



II 1G Ex ia IIB T4 Ga CML 23ATEX2479X
II 1D Ex ia IIIC T₂₀₀ 135°C Da IECEx CML 21.0169X
I M1 Ex ia I Ma

perma STAR VARIO EX is suited to a broad range of bearing applications. perma STAR VARIO EX is ideal for applications which demand precise grease delivery such as electric motors, fans and blowers which operate in hazardous or potentially hazardous areas. Remote installation kits for perma STAR VARIO EX provide practical solutions for lubricators to be installed at easy to reach locations.



Coal seam gas stuffing box



LNG fin fans



Linear rod pumps



Backlit LCD display with push button control provides time settings in months and weeks for 60, 120, 250 and 500 cm³ sizes

Broad range of setting options reduces compromise when selecting dispensing rates and provides service planning flexibility

Display provides confirmation of lubricator status including 'days since red' for empty lubricators



Intrinsically safe drive system and battery pack suitable for use in Zone 0 (gases/vapours) and Zone 20 (dusts) hazardous areas.

Battery and battery compartment design prevents the use of (non-EX) standard perma STAR VARIO battery packs.

Battery and lubricant cartridge can be serviced in hazardous areas



Extensive options for direct and remote mounting provides safe access to lubricators and protects them from damage (refer to pg 36)

Pressure build-up to 7.5 bar allows remote mounting with lines up to 5 meters[†]

Purge feature to deliver supplementary grease as required

[†] Limits depend on line ID, grease type, temperature and the resistance to flow presented by lubrication point itself. Extending line lengths delays the delivery of first grease and may prevent lubricant delivery altogether



Drive – reusable

Electromechanical drive with battery pack STAR VARIO EX (Lithium)



Discharge period

1, 2, 3 ... 12 months | 1, 2, 3 ... 52 weeks
STAR LC 500: max. 6 months | 26 weeks



Lubricant volume

60, 120, 250, 500 cm³



Operating temperature

-20 °C to +60 °C



Remote installations

5 meters of 3/8" ID line (grease)[†]



Protection class

IP 65

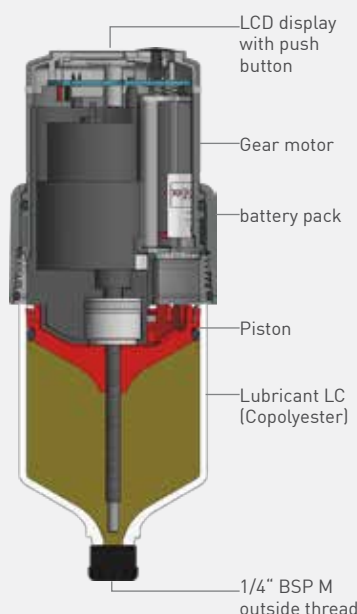


Standard & special lubricants

Greases up to NLGI 2 | Oils

Dimensions

LC 60: Ø 75 x 155 mm | LC 120: Ø 75 x 178 mm
LC 250: Ø 75 x 228 mm | LC 500: Ø 75 x 324 mm



STAR VARIO EX drive unit
reusable



Battery pack STAR VARIO EX
single use




STAR Lubricant canister (LC)
single use



Support flange STAR
reusable

CONNECTING BEYOND BOUNDRIES.

Safe. Smart. Reliable.



perma CONNECT
DESKTOP VERSION

The perma CONNECT system architecture allows perma Bluetooth and LoRaWAN enabled lubrication systems to be seamlessly integrated into a single lubricator management system. Implementation of perma CONNECT provides significant benefits in the areas of workplace safety and preventative maintenance.

The risk of lubrication systems being left empty or in a fault status for extended periods is substantially reduced because the operational status of the lubrication systems is shown in a clear and simple to navigate way on the perma CONNECT dashboard, facilitating quick and targeted action.

Remote monitoring



Monitor connected lubricators via perma CONNECT

Status, fill level, history and other system information available at your fingertips

Search, sort and filter features facilitate desktop audits to maintain lubrication program integrity

Identify any missed services and lubricators accidentally turned off

Remote control



Control connected lubricators via perma CONNECT

Turn lubricators ON/OFF, trigger a PURGE or change lubricator settings.

Initiate PURGE cycles in response to condition monitoring reports of lubrication starvation

Use multi-device commands to turn lubricators OFF / ON for extended shutdowns

Safer lubrication



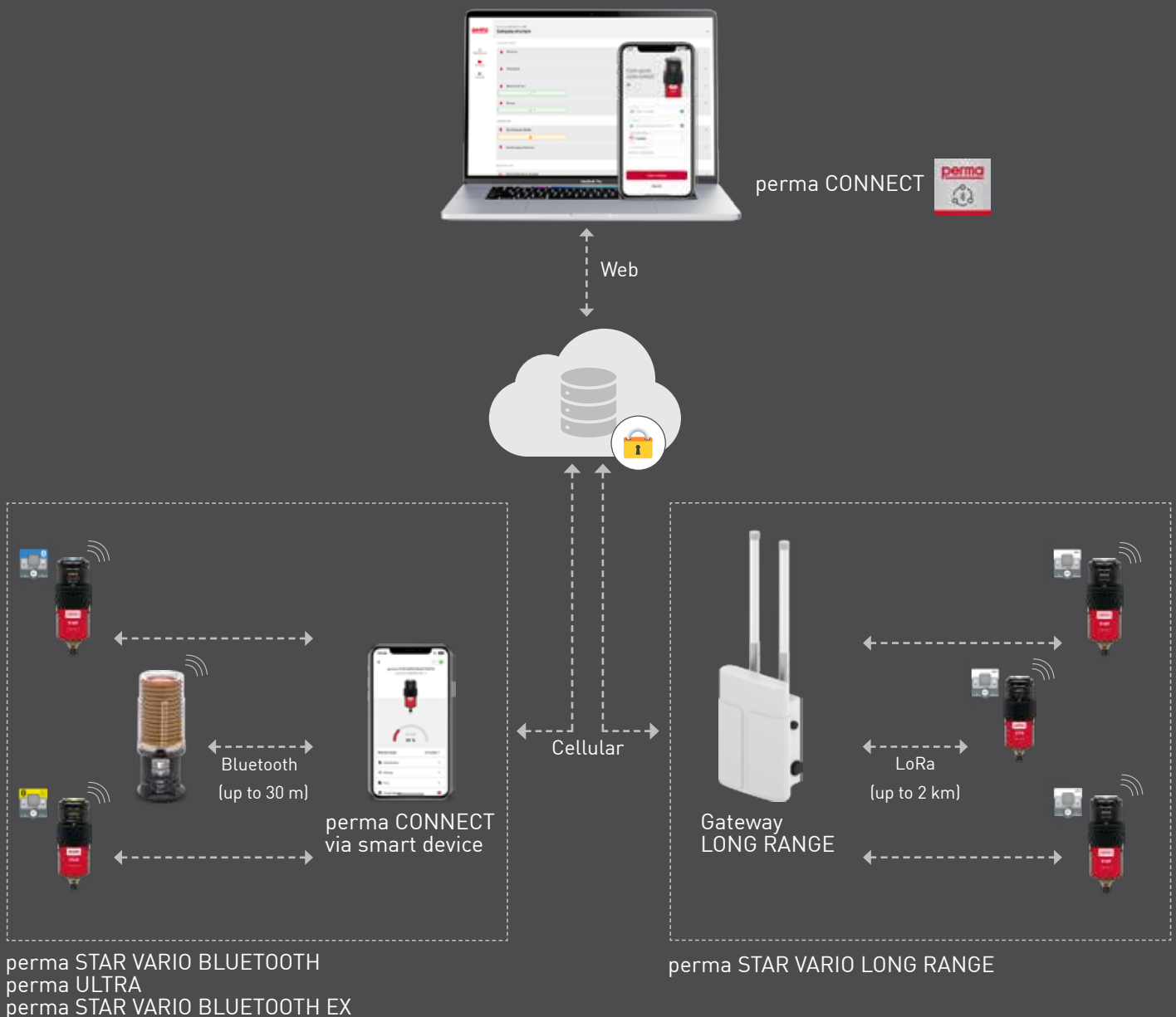
Fewer physical lubricator inspections required

Reduced requirement to access difficult locations for routine lubricator inspections

Audits, to confirm lubricator settings, are performed without entering operational areas

Lubricators can be controlled without entering operational areas

perma CONNECT system architecture





perma STAR VARIO BLUETOOTH

Electro-mechanical, weekly and monthly time setting options, four cartridge sizes and Bluetooth

perma STAR VARIO BLUETOOTH combines all of the performance features of the perma STAR VARIO and the new features of Bluetooth connectivity and a backlit display. The remote installation options provide opportunities to improve workplace safety by installing the systems at a safe and easy to access locations. Use of the system is simple and intuitive with programming via the set button or the perma CONNECT APP.

The operational status of the system is communicated in a variety of convenient ways. Users of the system can view the status via the Bluetooth feature using the perma CONNECT APP. Alternatively, without using the App, the combination of the back-lit display and the bright red and green signal lights provide immediate confirmation of the system status.

More information can be found on
our website www.perma.com.au



MADE IN **GERMANY**

perma STAR VARIO BLUETOOTH is a single-point, automatic lubricator suited to a broad range of bearing and chain applications where wireless connection for system status confirmation and control is required. perma STAR VARIO BLUETOOTH is ideal for equipment which is difficult or time consuming to access for the purpose of lubricator inspection.



Conveyor pulley bearings and seals



Electric motor bearings



Extraction fan



Backlit LCD display with push button control provides time settings in months and weeks for 60, 120, 250 and 500 cm³ sizes

Broad range of setting options reduces compromise when selecting dispensing rates and provides service planning flexibility

Display provides confirmation of lubricator status including 'days since red' for empty lubricators



perma CONNECT displays operational details of lubricators via smart devices or desktop computers

Lubricator can be controlled via perma CONNECT, including turning ON / OFF, initiating purge and changing dispensing rates

Bluetooth connection provides lubricator status, remaining lubricant, date of last connection and dispensing history



Extensive options for direct and remote mounting provides safe access to lubricators and protects them from damage (refer to pg 36)

Pressure build-up to 7.5 bar allows remote mounting with lines up to 5 meters[†]

Purge feature to deliver supplementary grease as required

[†] Limits depend on line ID, grease type, temperature and the resistance to flow presented by lubrication point itself. Extending line lengths delays the delivery of first grease and may prevent lubricant delivery altogether



Drive – reusable

Bluetooth electromechanical drive with 4.5 V battery pack (Alkaline)



Discharge period

1, 2, 3 ... 12 months | 1, 2, 3 ... 52 weeks
STAR LC 500: max. 6 months | 26 weeks



Lubricant volume

60, 120, 250, 500 cm³



Operating temperature

-20 °C to +60 °C



Remote installations

5 meters of 3/8" ID line (grease)[†]



Protection class

IP 65

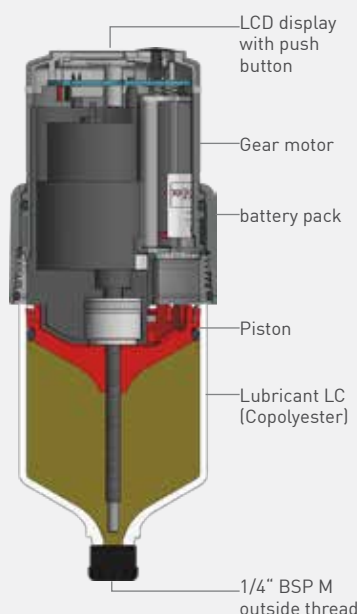


Standard & special lubricants

Greases up to NLGI 2 | Oils

Dimensions

LC 60: Ø 75 x 155 mm | LC 120: Ø 75 x 178 mm
LC 250: Ø 75 x 228 mm | LC 500: Ø 75 x 324 mm



STAR VARIO BLUETOOTH drive unit
reusable



Battery pack STAR VARIO
single use



STAR Lubricant canister (LC)
single use



Support flange STAR
reusable



perma STAR VARIO BLUETOOTH EX

Intrinsically safe, electro-mechanical
Bluetooth connectivity via the perma CONNECT App

perma STAR VARIO BLUETOOTH EX consists of a Bluetooth enabled reusable electro-mechanical drive with backlit display and a single-use lubricant cartridge. perma STAR VARIO BLUETOOTH EX is certified for use in Zone 0 areas for gases and vapours and Zone 20 for dusts. Because the battery set is also intrinsically safe, the lubricator can be serviced in hazardous areas.

With the aid of explosion proof smart devices, remote connection and control of the perma STAR VARIO BLUETOOTH EX is supported by the perma CONNECT App.

More information can be found on
our website www.perma.com.au



MADE IN GERMANY



II 1G Ex ia IIB T4 Ga
II 1D Ex ia IIIC T₂₀₀ 135°C Da
I M1 Ex ia I Ma

CML 23ATEX2479X
IECEx CML 21.0169X

perma STAR VARIO BLUETOOTH EX is suited to a broad range of bearing applications. perma STAR VARIO BLUETOOTH EX is ideal for applications which demand precise grease delivery such as electric motors, fans and blowers which operate in hazardous or potentially hazardous areas. The Bluetooth connectivity allows communication and control of lubricators which are within range of explosion proof smart devices.



Coal seam gas stuffing box



LNG fin fans



Linear rod pumps



Backlit LCD display with push button control provides time settings in months and weeks for 60, 120, 250 and 500 cm³ sizes

Broad range of setting options reduces compromise when selecting dispensing rates and provides service planning flexibility

Display provides confirmation of lubricator status including 'days since red' for empty lubricators



Intrinsically safe drive system and battery pack suitable for use in Zone 0 (gases/vapours) and Zone 20 (dusts) hazardous areas

Battery and battery compartment design prevents the use of non-EX standard perma STAR VARIO battery packs

Can be serviced in hazardous areas



Bluetooth function provides lubricator status, temperature, remaining lubricant and date of last connection

Lubricator can be controlled via the perma CONNECT app including turning ON / OFF, initiating purge and changing dispensing rates

[†] Limits depend on line ID, grease type, temperature and the resistance to flow presented by lubrication point itself. Extending line lengths delays the delivery of first grease and may prevent lubricant delivery altogether



Drive – reusable

Electromechanical drive with battery pack STAR VARIO BLUETOOTH EX (Lithium)



Discharge period

1, 2, 3 ... 12 months | 1, 2, 3 ... 52 weeks
STAR LC 500: max. 6 months | 26 weeks



Lubricant volume

60, 120, 250, 500 cm³



Operating temperature

-20 °C to +60 °C



Remote installations

5 meters of 3/8" ID line (grease)[†]



Protection class

IP 65

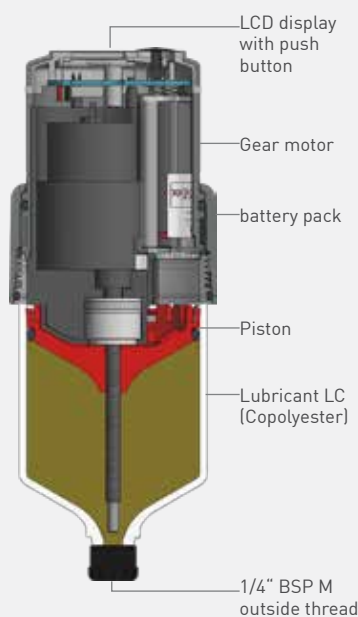


Standard & special lubricants

Greases up to NLGI 2 | Oils

Dimensions

LC 60: Ø 75 x 155 mm | LC 120: Ø 75 x 178 mm
LC 250: Ø 75 x 228 mm | LC 500: Ø 75 x 324 mm



STAR VARIO BLUETOOTH EX
drive unit
reusable



Battery pack
STAR VARIO EX
single use



STAR Lubricant
canister (LC)
single use



Support flange
STAR
reusable



perma STAR VARIO LONG RANGE

Electro-mechanical, weekly and monthly time settings, four cartridge sizes and LoRa connectivity.

perma STAR VARIO LONG RANGE combines all the performance features of the perma STAR VARIO with the new features of LoRa connectivity and a backlit display. The system utilises LoRaWAN network architecture in which gateways relay messages between the perma STAR VARIO LONG RANGE lubrication system and the central network server.

System users can view the operational status of all connected lubricators via the perma CONNECT application. For each perma STAR VARIO LONG RANGE lubrication system, a status update is sent hourly, or whenever a status change occurs. Remote control of the drive unit is also achieved via the perma CONNECT application which includes turning the device on/off, changing settings or even running a purge cycle.

More information can be found on
our website www.perma.com.au



MADE IN GERMANY



Backlit display with push button control provides time settings in months and weeks for 60, 120, 250 and 500 cm³ sizes

Broad range of weekly and monthly time setting options provides service planning flexibility

LED signal lights for status indication



LoRaWAN infrastructure utilizes AES128 data encryption and complies with ISO / IEC27001 data security requirements

LoRa connectivity allows for remote monitoring and control of lubrication systems

Perform desktop audits via the perma CONNECT application

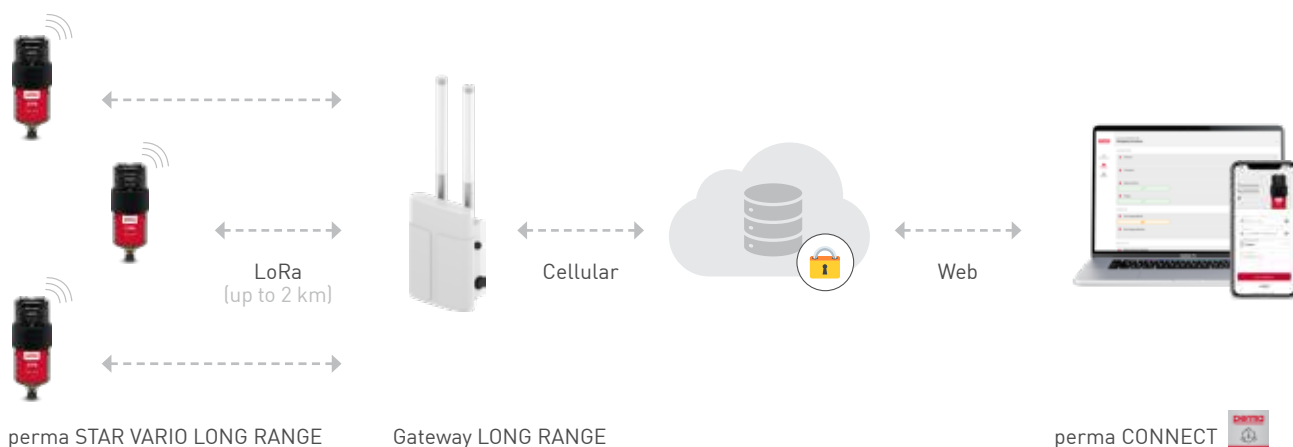


Each gateway can receive data from 8 lubricators simultaneously and support up to a total of 2000 lubrication systems

Gateways relay status updates and control commands to and from lubricators up to a 2 km radius[†]

Utilise 4G cellular backhaul via the provided data SIM card

[†] LoRa communication up to 2 km line-of-sight. Dependant on a number of factors, including signal interference and density of obstructions/structures between the gateways and lubricators



[†]Limits depend on line ID, grease type, temperature and the resistance to flow presented by lubrication point itself. Extending line lengths delays the delivery of first grease and may prevent lubricant delivery altogether



Drive – reusable

Electro-mechanical drive with 4.5 V battery pack (Alkaline)



Discharge period

1, 2, 3 ... 12 months | 1, 2, 3 ... 52 weeks
STAR LC 500: max. 6 months | 26 weeks



Lubricant volume

60, 120, 250, 500 cm³



Operating temperature

-20 °C to +60 °C



Remote installations

5 meters of 3/8" ID line (grease)[‡]



Protection class

IP 65

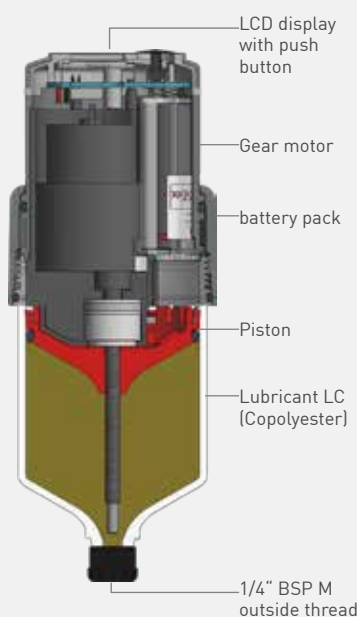


Standard & special lubricants

Greases up to NLGI 2 | Oils

Dimensions

LC 60: Ø 75 x 155 mm | LC 120: Ø 75 x 178 mm
LC 250: Ø 75 x 228 mm | LC 500: Ø 75 x 324 mm



Gateway LONG RANGE
permanent installation



STAR VARIO LONG RANGE
drive unit reusable



Battery pack STAR VARIO
single use



STAR Lubricant canister (LC)
single use



Support flange STAR
reusable



perma ULTRA

Bluetooth enabled and cartridge sizes up to 1000cm³

perma ULTRA is a Bluetooth enabled automatic lubrication system with cartridge sizes of 500 and 1000 cm³, pressure build-up to 50 bar and options of weekly and monthly time settings. The large range of remote installation kits for perma ULTRA provide opportunities to improve workplace safety.

Operation of the system is simple and intuitive with programming via the set button or the perma CONNECT APP. The operational status of the system is communicated in a variety of convenient ways. Users can view the operational status via the perma CONNECT APP or they can directly inspect the display screen and LED lights on the drive unit.

More information can be found on
our website www.perma.com.au




MADE IN GERMANY

perma ULTRA can be used on equipment which demands high lubrication rates and long grease lines. For conveyors, the high-pressure capability of the perma ULTRA is of particular benefit for gravity take-up pulley bearings where very long grease lines are often in use. For equipment such as shuttle and tripper conveyor pulley bearings, which can only be safely accessed during shutdowns, the Bluetooth feature allows safe lubricator monitoring while equipment is online.



Conveyor take up bearings



Conveyor tail pulley bearings



Sewerage treatment clarifier



Backlit LCD display with simple push button control provides time settings in months and weeks for 500 and 1,000 cm³ sizes

Broad range of setting options reduces compromise when selecting dispensing rates and provides service planning flexibility


Display provides confirmation of lubricator status including 'days since red' for empty lubricators



Pressure build-up to 50 bar allows remote mounting with lines up to 20 meters[†]

Extensive options for remote mounting provides safe access to lubricators and protects them from damage (refer to pg 50)

Purge feature to deliver supplementary grease as required



perma CONNECT displays operational details of lubricators via smart devices or desktop computers

Bluetooth connection provides operational status, remaining lubricant, date of last connection and dispensing history

Lubricator can be controlled via the perma CONNECT app including turning ON / OFF, initiating purge and changing settings

[†] Limits depend on line ID, grease type, temperature and the resistance to flow presented by lubrication point itself. Extending line lengths delays the delivery of first grease and may prevent lubricant delivery altogether



Drive – reusable

Electromechanical drive with Battery pack ULTRA (Alkaline)



Discharge period

1, 2, 3 ... 12 months | 1, 2, 3 ... 26 weeks



Lubricant volume

500 cm³ or 1000 cm³



Operating temperature

-20 °C to +60 °C



Bluetooth® range

Up to 30 mtrs[^]




Protection class

IP 67



Standard & special lubricants

Greases up to NLGI 2



ULTRA LC

LCD display with background lighting and SET button

ULTRA Battery Set

Pump

Lubricant outlet with 1/4" BSP internal thread

Dimensions
perma ULTRA: Ø 120 x 300 mm



ULTRA cover
reusable



ULTRA LC 500 or 1000 cm³
single use



ULTRA battery set
single use



ULTRA motor
reusable

[^] Actual distance depends on a range of factors including device type and interference between the device and lubricator

Installation Kits

Gas type lubricators



A. Stainless steel bracket

Compact stainless steel brackets are available which can be easily attached to square cage mesh using a hook attachment design or to beam sections using beam clamps.

B. Manual purge point

Used for convenient additions of supplementary grease, line purging and grease blockage clearing.

C. Elbows

Elbow fittings are full bore with 1/4" BSP threads.

D. Heavy duty hose

Quality Duffield brand manufactured in Germany. Supplied with 3/8" internal diameter and easy to use push-lock type swivel hose ends.

Quality installations are essential to the implementation of lubrication programs which will stand the test of time. Care taken to "get it right" during implementation will ensure long-term lubricator reliability and sets the foundation for a robust maintenance solution.

Introduction

Direct mounting of gas type lubricators is preferred as this presents maximum grease pressure to the lubrication point. However, where safe access demand that lubricators be remote mounted, the 1 and 2 point kits detailed below provide simple and robust options.


What is included in installation kits for gas type lubricators?

The list below summarises the components included in remote installation kits for gas type lubricators. Meanwhile, the images opposite provide diagrammatic examples of the components – the examples shown are for K1CHS50 and K130S50.

- Stainless steel bracket
- Manual purge points (one per point)
- Grease line (2 meters per point)
- Push lock, swivel hose ends with adaptor to 1/4" BSP male (2 per point)
- Spiral wrap (0.5 meter per kit)
- Adaptors 1/4" BSP female to 1/4" BSP male (one per point)
- Reducers 1/4" BSP female to 1/8" BSP male (one per point)
- Elbows 90°C full bore 1/4" BSP (one per point)

Kit options

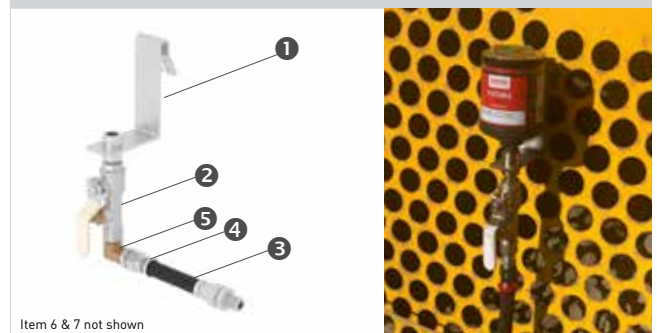
Example installation kit contents – K130S100



Bill of Materials

1	1 x 1 point bracket	5	1 x 90 degree elbow
2	1 x 30 mm S/S beam clamp	6	1 x 1/4" BSPF-1/8" BSPM reducer
3	1 x manual purge kit	7	1 x 1/4" BSPF -1/4" BSPM extension
4	2 x Female swivel hose ends	8	1m of 3/8" ID grease line


Example installation kit contents – K1CHS100



Bill of Materials

1	1 x 1 point cage bracket	5	1 x 90 degree elbow
2	1 x Manual purge kit	6	1 x 1/4" BSPF-1/8" BSPM reducer
3	1 m of 3/8" ID grease line	7	1 x 1/4" BSPF -1/4" BSPM extension
4	2 x Female swivel hose ends		


Example installation kit contents – K230G



Bill of Materials

1	1 x 2 point bracket	5	2 x 90 degree elbows
2	2 x 30 mm S/S beam clamps	6	2 x 1/4" BSPF-1/8" BSPM reducers
3	2 x manual purge kits	7	2 x 1/4" BSPF -1/4" BSPM extensions
4	4 x Female swivel hose ends	8	2 m of 3/8" ID grease line

Example installation kit contents – K2CHG



Bill of Materials

1	1 x 2 point cage bracket	5	2 x 90 degree elbows
2	2 x Manual purge kits	6	2 x 1/4" BSPF-1/8" BSPM reducers
3	2 m of 3/8" ID grease line	7	2 x 1/4" BSPF -1/4" BSPM extensions
4	4 x Female swivel hose ends		

perma STAR VARIO Installation Kits

Overview

A. Full length protection covers

Covers to protect lubricators from solid and liquid contaminants.

B. Manual purge point

Used for convenient additions of supplementary grease, line purging and grease blockage clearing.

C. Elbows

Elbow fittings are full bore with 1/4" BSP threads.

D. Stainless steel bracket

There are two main categories of brackets – Standard Duty and Heavy Duty. The example shown here is the Heavy Duty C-section design.

E. Stainless steel beam clamps

Simple to use beam clamps supplied with stainless steel set screws and assembly screws.

F. Support flanges & cover clips

Support flanges provide support against damage by impacts or vibration. Cover clips improve contamination control and retain full length covers.

G. Heavy duty hose

Quality Ryco brand hose. Supplied with 3/8" internal diameter and push-lock type swivel hose ends.



Remote installation kits are designed to be installed with maximum time efficiency. Kit brackets and covers have been designed to provide suitable protection to the lubricator against accidental damage and contamination build-up. Grease line type and fittings have been carefully selected to minimise resistance to grease flow.

Introduction

A comprehensive range of remote installation kits is available for the perma STAR VARIO lubricator range. Available in 1, 2, 3 and 4 point configurations, the kits are designed to be simple to implement and to provide long term durability.

The brackets included in kits are stainless steel and are secured to beam sections, cage mesh or round rails using simple attachment methods. Installations can be completed quickly, without the need for power tools or hot work.

What is included in installation kits for the perma STAR VARIO lubricator range?

The list below summarise the components included in perma STAR VARIO remote installation kits. Meanwhile, the image opposite provides an diagrammatic example of the components – the example shown has the part number K265C.

- Stainless steel bracket
- Attachment option (beam clamps, cage hooks or U-bolts)
- Manual purge points (one per point)
- Lubricator support flanges (one per point)
- Full length covers (one per point)
- Grease line (2 meters per point)
- Push lock, swivel hose ends with adaptor to 1/4" BSP male (2 per point)
- Spiral wrap (0.5 meter per kit)
- Adaptors 1/4" BSP female to 1/4" BSP male (one per point)
- Reducers 1/4" BSP female to 1/8" BSP male (one per point)
- Elbows 90°C full bore 1/4" BSP (one per point)

Bracket types - Standard Duty & Heavy Duty

There are two main categories of brackets: Standard Duty and Heavy Duty. Both categories include stainless steel construction, 1/4" BSP female sockets and laser cut profiles to minimise contamination build-up. Heavy Duty brackets feature a C-section design which provides a secure holding system for the lubricator covers.

The C-section design is suited to installations which are to be subjected to water wash down, for applications such as slurry pumps in coal preparation plants. This design also provides greater mounting flexibility due to the 4-slot design of the bracket mounting face.

Standard Duty	Heavy Duty
	
Suited to operating environments with high levels of solid contaminants	Suited to operating in wet environments where regular wash down is likely

Custom designs

Brackets and installation kits can be customised to meet the specific needs of different equipment configurations, lubrication strategies and mounting requirements. Customised solutions include manifold brackets, inclusion of pre-assembled & pre-filled grease lines and the inclusion of specific fittings.

Example

Four point installation kit incorporating two 250 cm³ and two 500 cm³ perma STAR VARIO lubrication systems.



perma STAR VARIO Installation Kits

Standard Duty - 60, 120 and 250 cm³



Standard Duty installation kits are highly versatile and can be adapted for attachment to beam sections or square mesh safety cages. The brackets included in Standard Duty kits are fabricated in Australia from stainless steel.

Standard Duty kits include lubricator covers and manual purge kits for each lubrication point along with a range of commonly required fittings, push-lock swivel hose ends and high quality Ryco brand hose with 3/8" internal diameter.

Standard Duty Beam Mount

The range of Standard Duty kits with beam clamps includes options for 1, 2, 3 or 4 points. Beam clamp options include 30 mm and 65 mm sizes, as indicated by the 3rd and 4th digits of the product part number – **30** for 30 mm clamps and **65** for 65 mm clamps.



K130 (with 30 mm beam clamps)
K165 (with 65 mm beam clamps)



K230 (with 30 mm beam clamps)
K265 (with 65 mm beam clamps)




K330 (with 30 mm beam clamps)
K365 (with 65 mm beam clamps)



K430 (with 30 mm beam clamps)
K465 (with 65 mm beam clamps)

Example installation kit contents – K230



Bill of Materials

1	1 x 2 point standard duty bracket	6	4 m of 3/8" ID grease line
2	2 x 30 mm S/S beam clamps	7	4 x female swivel hose ends
3	2 x lubricator support flanges	8	2 x 90 degree elbows
4	2 x full length covers	9	2 x 1/4" BSPF-1/8" BSPM reducers
5	2 x manual purge kits	10	2 x 1/4" BSPF -1/4" BSPM extension

Standard Duty Cage Mount

The range of Standard Duty installation kits with cage hooks are suited to square cage down to a mesh size of 25 x 25 mm. Installation kits are available for 1, 2, 3 or 4 points as summarised below. **CH** as the 3rd and 4th digits of the product part number indicates the inclusion of cage hook.



K1CH



K2CH



K3CH



K4CH

Example installation kit contents – K2CH




Bill of Materials

1	1 x 2 point standard duty bracket	6	4 m of 3/8" ID grease line
2	1 x cage hook arm set	7	4 x Female swivel hose ends
3	2 x Lubricator support flanges	8	2 x 90 degree elbows
4	2 x full length covers	9	2 x 1/4" BSPF-1/8" BSPM reducers
5	2 x Manual purge kits	10	2 x 1/4" BSPF -1/4" BSPM extension

perma STAR VARIO Installation Kits

Heavy duty - 60, 120 and 250 cm³



Heavy Duty installation kits have been specifically designed for use in operational areas which are subject to regular wash down and water impact, such as the conditions found in coal handling preparation plants. The installation kits are highly versatile and can be adapted for attachment to beam sections and square mesh safety cages. The bracket systems included in Heavy Duty installation kits are fabricated in Australia from stainless steel.


Heavy Duty installation kits include lubricator covers and manual purge kits for each lubrication point along with a range of commonly required fittings, push-lock swivel hose ends and high quality Ryco brand hose with 3/8" internal diameter.

Heavy Duty Beam Mount

The range of Heavy Duty kits with beam clamps includes options for 1, 2, 3 or 4 points. Beam clamp options include 30 mm and 65 mm sizes, as indicated by the 3rd and 4th digits of the product part number – **30** for 30 mm clamps and **65** for 65 mm clamps.



Example Installation Kit Contents – K230C



Bill of Materials

1	1 x 2 point heavy duty bracket	6	4 m of 3/8" ID grease line
2	2 x 30 mm S/S beam clamps	7	4 x female swivel hose ends
3	2 x lubricator support flanges	8	2 x 90 degree elbows
4	2 x full length covers	9	2 x 1/4" BSPF-1/8" BSPM reducers
5	2 x manual purge kits	10	2 x 1/4" BSPF -1/4" BSPM extension

Heavy Duty Cage Mount

The range of Heavy Duty installation kits with cage hooks are suited to square cage down to a mesh size of 25 x 25 mm. Installation kits are available for 1, 2, 3 or 4 points as summarised below. **CH** as the 3rd and 4th digits of the product part number indicates the inclusion of cage hook.



Example Installation Kit Contents – K2CHC



Bill of Materials

1	1 x 2 point heavy duty bracket	6	4 m of 3/8" ID grease line
2	1 x cage hook arm set	7	4 x female swivel hose ends
3	2 x lubricator support flanges	8	2 x 90 degree elbows
4	2 x full length covers	9	2 x 1/4" BSPF-1/8" BSPM reducers
5	2 x manual purge kits	10	2 x 1/4" BSPF -1/4" BSPM extension

perma STAR VARIO Installation Kits

Manifold kits



Installation kits which incorporate two and three point manifolds are available with combinations of standard duty and heavy duty bracket designs, plus the option of beam or cage mount. Manifold installation kits should be considered for use where an elevated grease dispensing rate is required or where a particular service period is to be targeted.

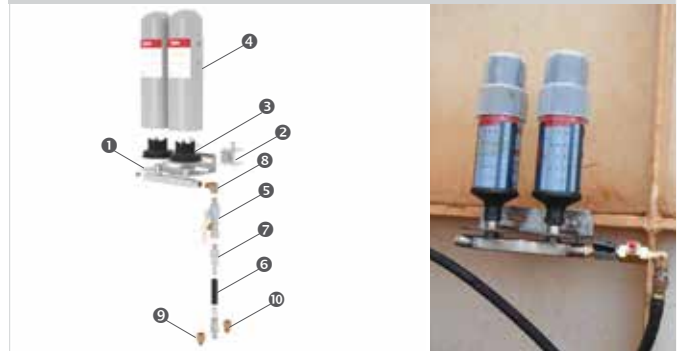
For example, if a lubrication point requires a grease application rate equivalent to a 6 week setting, but the target minimum service period for the equipment is 12 weeks, a 2-point manifold arrangement can be utilised with a 12 week time setting.

Manifold Beam Mount

Beam clamp options include 30 mm and 65 mm sizes, as indicated by the 3rd and 4th digits of the product part number – 30 for 30 mm clamps and 65 for 65 mm clamps. The inclusion of a C in the part number indicates a heavy duty C-section brackets and the inclusion of a J indicates that the bracket is a manifold design (J = joined).



Example Installation Kit Contents – K230J



Bill of Materials


1	1 x 2 point manifold bracket	6	2 m of 3/8" ID grease line
2	2 x 30 mm S/S beam clamps	7	2 x female swivel hose ends
3	2 x lubricator support flanges	8	1 x 90 degree elbows
4	2 x full length covers	9	1 x 1/4" BSPF-1/8" BSPM reducers
5	2 x manual purge kits	10	1 x 1/4" BSPF -1/4" BSPM ext.

Manifold Cage Mount

Cage mount options are suited to square cage mesh down to a size of 25 mm x 25 mm. The inclusion of a C in the part number indicates a heavy duty C-section brackets and the inclusion of a J indicates that the bracket is a manifold design (J = joined)



Example Installation Kit Contents – K2CHCJ



Bill of Materials

1	1 x 2 point manifold bracket	6	2 m of 3/8" ID grease line
2	1 x cage hook arm set	7	2 x female swivel hose ends
3	2 x lubricator support flanges	8	1 x 90 degree elbows
4	2 x full length covers	9	1 x 1/4" BSPF-1/8" BSPM reducers
5	1 x manual purge kits	10	1 x 1/4" BSPF -1/4" BSPM ext.

perma STAR VARIO Installation Kits

Direct mount and rail mount kits



Direct mount


Where there is safe access to the lubrication point while equipment is operating, direct mounting should be considered. Direct mounting presents maximum grease pressure to the lubrication point and is the lowest cost installation type. Direct mounting should not be implemented where doing so presents a safety compromise or where the risk of damage to the lubrication system is increased due to accidental knocks or impact from process material.

Rail mount


Rail mount installation kits utilise u-bolts for attaching to round rails with the size range of 30 to 50 mm diameter. Rail mount installation kits should not be installed at locations where the bracket will interfere with access and function of hand rails.

Rail Mount Installation Kits

The range of Rail mount kits includes options for 1, 2, 3 or 4 points. Rail mount brackets are secured using U-bolts which are suited to round rails with outer diameters between 30 and 50 mm. The rail mount design is indicated by RR as the 3rd and 4th digits of the product part number.



Example Installation Kit Contents – K1RR



Bill of Materials

1	1 x 1 point rail bracket	6	2 x female swivel hose ends
2	1 x lubricator support flanges	7	1 x 1/4" BSPF-1/8" BSPM reducers
3	1 x manual purge kits	8	1 x 1/4" BSPF-1/4" BSPM extension
4	1 x full length cover	9	1 x 90 degree elbow
5	2 m of 3/8" ID grease line		


Direct Mount Installation Kits

Direct mount kits are for single point installations and include a full length cover, cover clip, 1/4" BSP socket, a manual purge kit and various adaptors. The combination provides protection from contamination build-up on the lubricator.

Customised direct mount installation kits, including different reducer and elbow fitting combinations, are available upon request.



Kit Contents – KDSV-708V



Bill of Materials

1	1 x full length cover
2	1 x support flange 1/4" BSP
3	1 x stainless steel 1/4" BSP socket
4	1 x manual purge kit
5	1 x Hex nipple 1/4" M to 1/4" M
6	1 x stainless steel reducer 1/4" BSPF to 1/8" BSPM

Kit Contents – KDSV-45-708V



Bill of Materials

1	1 x full length cover
2	1 x support flange 1/4" BSP
3	1 x stainless steel 1/4" BSP socket
4	1 x manual purge kit
5	1 x elbow 45° 1/4" BSP
6	1 x Hex nipple 1/4" M to 1/4" M
7	1 x stainless steel reducer 1/4" BSPF to 1/8" BSPM

perma STAR VARIO Installation Kits

Standard Duty - 500 cm³



Standard Duty installation kits are highly versatile and can be adapted for attachment to beam sections or square mesh safety cages. The brackets included in Standard Duty kits are fabricated in Australia from stainless steel.

Standard Duty kits include lubricator covers and manual purge kits for each lubrication point along with a range of commonly required fittings, push-lock swivel hose ends and high quality Ryco brand hose with 3/8" internal diameter.

Standard Duty Beam Mount

The range of Standard Duty kits with beam clamps includes options for 1, 2, 3 or 4 points. Beam clamp options include 30 mm and 65 mm sizes, as indicated by the 3rd and 4th digits of the product part number – **30** for 30 mm clamps and **65** for 65 mm clamps.



K130X (with 30 mm beam clamps)
K165X (with 65 mm beam clamps)



K230X (with 30 mm beam clamps)
K265X (with 65 mm beam clamps)

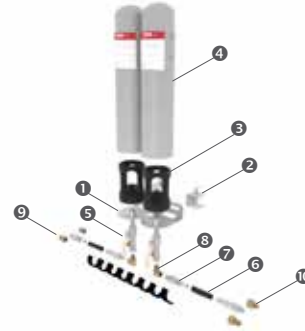


K330X (with 30 mm beam clamps)
K365X (with 65 mm beam clamps)



K430X (with 30 mm beam clamps)
K465X (with 65 mm beam clamps)

Example installation kit contents – K230X



Bill of Materials

1	1 x 2 point standard duty bracket	6	4m of 3/8" ID grease line
2	2 x 30 mm S/S beam clamps	7	4 x female swivel hose ends
3	2 x lubricator support flanges	8	2 x 90 degree elbows
4	2 x full length covers	9	2 x 1/4" BSPF-1/8" BSPM reducers
5	2 x manual purge kits	10	2 x 1/4" BSPF -1/4" BSPM extension

Standard Duty Cage Mount

The range of Standard Duty installation kits with cage hooks are suited to square cage down to a mesh size of 25 x 25 mm. Installation kits are available for 1, 2, 3 or 4 points as summarised below. **CH** as the 3rd and 4th digits of the product part number indicates the inclusion of cage hook.



K1CHX



K2CHX

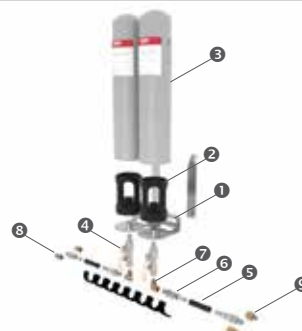


K3CHX



K4CHX

Example installation kit contents – K2CHX



Bill of Materials

1	1 x 2 point standard duty cage bracket	6	4 x Female swivel hose ends
2	2 x Lubricator support flanges	7	2 x 90 degree elbows
3	2 x full length covers	8	2 x 1/4" BSPF-1/8" BSPM reducers
4	2 x Manual purge kits	9	2 x 1/4" BSPF -1/4" BSPM extension
5	4 m of 3/8" ID grease line		

perma STAR VARIO Installation Kits

Heavy Duty - 500 cm³



Heavy Duty installation kits have been specifically designed for use in operational areas which are subject to regular wash down and water impact, such as the conditions found in coal handling preparation plants. The installation kits are highly versatile and can be adapted for attachment to beam sections and square mesh safety cages.

Heavy Duty installation kits include lubricator covers and manual purge kits along with a range of commonly required fittings, push-lock swivel hose ends and high quality Ryco brand hose with 3/8" internal diameter.

Heavy Duty Beam Mount

The range of Heavy Duty kits with beam clamps includes options for 1, 2, 3 or 4 points. Beam clamp options include 30 mm and 65 mm sizes, as indicated by the 3rd and 4th digits of the product part number – **30** for 30 mm clamps and **65** for 65 mm clamps.



K130CX (with 30 mm beam clamps)
K165CX (with 65 mm beam clamps)



K230CX (with 30 mm beam clamps)
K265CX (with 65 mm beam clamps)




K330CX (with 30 mm beam clamps)
K365CX (with 65 mm beam clamps)



K430CX (with 30 mm beam clamps)
K465CX (with 65 mm beam clamps)

Example Installation Kit Contents – K230CX



Bill of Materials

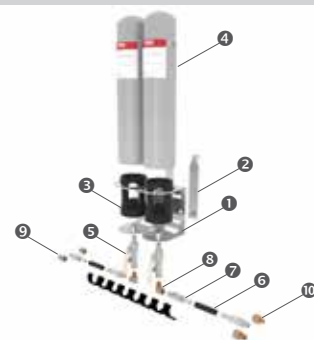
1	1 x 2 point heavy duty bracket	6	4 m of 3/8" ID grease line
2	2 x 30 mm S/S beam clamps	7	4 x female swivel hose ends
3	2 x lubricator support flanges	8	2 x 90 degree elbows
4	2 x full length covers	9	2 x 1/4" BSPF-1/8" BSPM reducers
5	2 x manual purge kits	10	2 x 1/4" BSPF -1/4" BSPM extension

Heavy Duty Cage Mount

The range of Heavy Duty installation kits with cage hooks are suited to square cage down to a mesh size of 25 mm x 25 mm. Installation kits are available for 1, 2, 3 or 4 points as summarised below. **CH** as the 3rd and 4th digits of the product part number indicates the inclusion of cage hook.



Example Installation Kit Contents – K2CHCX




Bill of Materials

1	1 x 2 point heavy duty bracket	6	4 m of 3/8" ID grease line
2	1 x cage hook arm set	7	4 x female swivel hose ends
3	2 x lubricator support flanges	8	2 x 90 degree elbows
4	2 x full length covers	9	2 x 1/4" BSPF-1/8" BSPM reducers
5	2 x manual purge kits	10	2 x 1/4" BSPF -1/4" BSPM extension

perma ULTRA Installation Kits

Heavy duty and easy installation



A. Full length protection cover

Cover locks into place via a bayonet connection to protect the lubricator from contaminants.

B. Manual purge point

Used for convenient additions of supplementary grease, line purging and grease blockage clearing. The lubrication system is protected via an internal check valve.

C. Fittings

Elbow and reducer fittings are made from 316 stainless steel.

D. Bracket


Versatile bracket design suited to a range of mounting options including beam clamps, cage hooks and U-bolts. Incorporates slots for holding the lubricator clear cover during servicing.

E. Hose

Pre-assembled single wire braid hose, 3/8" internal diameter (-06) with swagged hose ends with 9/16" JIC female swivel threads. Hose construction is synthetic rubber with wire braid reinforcement and a synthetic rubber cover.

The perma ULTRA must be remote mounted, providing the opportunity to install the system at a safe and easy to access location. Installation kits include pre-assembled hose and a range of easy to use attachment options. Installation kit part numbers indicate the length of the pre-assembled hose in meters. Care should be taken to order kits with suitable hose lengths because in-field adjustment is not practical.

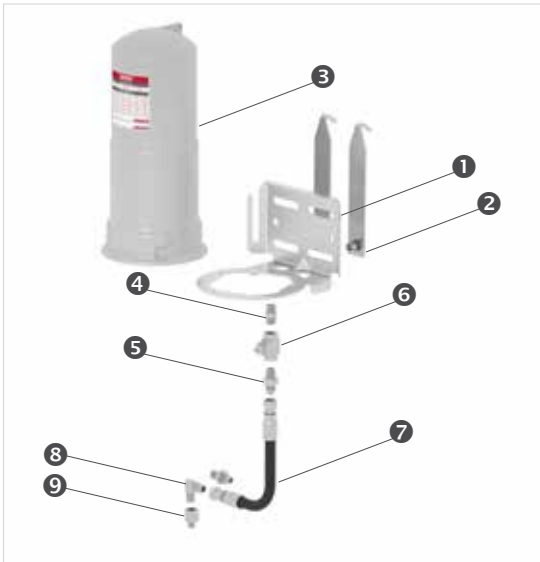
Beam mount installation kits



Part number	Hose length, mtr
KU165-1M90HP06	1
KU165-2M90HP06	2
KU165-3M90HP06	3
KU165-4M90HP06	4
KU165-5M90HP06	5
KU165-10M90HP06	10

Bill of Materials			
1	1 x Bracket 1-point	6	1 x T-piece with grease nipple
2	2 x Beam clamps 65 mm SS	7	1 x Pre-assembled hose 9/16" JIC F swivel
3	1 x Full length cover	8	1 x Elbow 90° 9/16" JIC M to 1/4" BSP M SS
4	1 x 1/4" BSP M nipple SS	9	1 x Reducer 1/4" BSP F to 1/8" BSP M SS
5	2 x 1/4" BSP M to 9/16 JIC" M nipple		

Cage mount installation kits



Part number	Hose length, mtr
KU1CH-1M90HP06	1
KU1CH-2M90HP06	2
KU1CH-3M90HP06	3
KU1CH-4M90HP06	4
KU1CH-5M90HP06	5
KU1CH-10M90HP06	10

Bill of Materials			
1	1 x Bracket 1-point	6	1 x T-piece with grease nipple
2	1 x Cage hook arm set	7	1 x Pre-assembled hose 9/16" JIC F swivel
3	1 x Full length cover	8	1 x Elbow 90° 9/16" JIC M to 1/4" BSP M SS
4	1 x 1/4" BSP M nipple SS	9	1 x Reducer 1/4" BSP F to 1/8" BSP M SS
5	2 x 1/4" BSP M to 9/16" JIC M nipple		

Rail mount installation kits



Part number	Hose length, mtr
KU1RR-1M90HP06	1
KU1RR-2M90HP06	2
KU1RR-3M90HP06	3
KU1RR-4M90HP06	4
KU1RR-5M90HP06	5
KU1RR-10M90HP06	10

Bill of Materials			
1	1 x Bracket 1-point	6	1 x T-piece with grease nipple
2	2 x U-Bolts	7	1 x Pre-assembled hose 9/16" JIC F swivel
3	1 x Full length cover	8	1 x Elbow 90° 9/16" JIC M to 1/4" BSP M SS
4	1 x 1/4" BSP M nipple SS	9	1 x Reducer 1/4" BSP F to 1/8" BSP M SS
5	2 x 1/4" BSP M to 9/16 JIC" M nipple		

Remote Installations

General guidelines for remote installations



Year by year, improvements to safe work practices and increased production demands lead to an increasing requirement to remote mount automatic lubricators so that they can be accessed while equipment is operating. Correct remote mounting practices require that simple, yet important guidelines be followed:

- Locate lubricators where they can be safely and easily accessed while equipment is operating
- Select stainless steel brackets which can be easily removed if required for maintenance access
- Include manual purge points to provide an efficient means of occasional manual purging
- Use only full bore elbow fittings
- Use 3/8" internal diameter grease line and run lines under or around cages

Remote installation decision making

For many lubrication points it is necessary to mount lubricators at locations which are safe to access while machinery is operating. The questions in the table below can be used to guide mounting decisions. An answer of “yes” to any of the questions indicates that remote mounting is required.

Question	Answer
1. Is it necessary to remove protective guards or safety cages to access the lubrication point?	Yes – remote mount No – direct mount
2. Is it difficult or unsafe to access the lubrication point while equipment is running?	Yes – remote mount No – direct mount
3. Is the lubrication point subject to high vibration or high temperatures which may damage the lubricator?	Yes – remote mount No – direct mount
4. Is it necessary to get permits to access lubrication points such as those in confined spaces or located at heights?	Yes – remote mount No – direct mount
5. Is the lubrication point exposed to excessive amounts of water, process materials or impact from solid material?	Yes – remote mount No – direct mount



- Select grease line with **3/8" internal diameter**
- Restrict the maximum grease line to a length of **5 meters****
- Select full bore hose end fittings and elbows
- Select stainless steel bracket and locate at a safe point of access
- Route grease lines under or around cage mesh, not through
- Prime grease lines and fittings
- Test the grease delivery path to the lubrication point after priming to ensure that back pressure is not excessive

** This is a guide. Limits depend on variables such as line ID, grease type, temperature and the resistance of the lubrication point itself. Contact your perma supplier for further information.

General guidelines for remote installations

1. Minimum tools – Personal protective equipment, 2 adjustable wrenches or a metric combination ring/open end spanner set, M8 hex key, hose cutters and grease gun.
2. Identify a suitable bracket mounting position which is safe to access for lubricator servicing:
 - Ensure that there is space above lubricators for covers to be removed.
 - Avoid interference with inspection hatches, frequently removed guards and emergency stop cords.
 - Mount at a height so that the lubricator display can be easily read.
3. Plan grease line routes carefully:
 - Run grease lines under, over or around cages – not through.
 - Secure and protect grease lines using cable ties and spiral wrap.
4. Apply grease to hose end for easy fitting. Cold hose may need to be warmed. Push the hose on using two hands with a firm downwards motion.
5. Fill grease lines with fresh grease and protect hose end fittings with protective wrap in highly corrosive environments.
6. Use a grease gun to test that lubrication points can receive grease freely. Use this opportunity to pre-grease the points if practical to do so.
7. Use a thread locking sealing product to ensure that fittings are secure and to prevent oil weep.
8. Installation kits include reducers from 1/4" BSP F to 1/8" BSP M.[†]

[†]A complete range of reducers from 1/4" BSP F, including M6 (part number 2466SS), M8 (part number 2468), M10 (part number 24610) and 1/4" UNF (part number 2461/4UNFSS) are also available.

Common Equipment & Applications

Slurry pumps



Slurry pumps used in operations such as coal preparation plants must endure harsh conditions. Efforts to prevent the entry of water and solid contaminants to pump barrels extends bearing service lives.

The use of automatic lubrication systems to provide a regular purge of fresh grease through the labyrinth seals of pump barrels is a common and proven method of preventing contaminant entry. As the harshness of the operating conditions increases, so does the importance of the automatic purging.

Pumps which are subjected to regular wash down or which have water impingement to the wet-end labyrinth demand higher labyrinth purge rates.

In addition to seal purging, automatic systems can also be implemented for bearing relubrication in order to provide precise and controlled grease delivery, thereby avoiding grease starvation and over lubrication.

Lubrication assessment criteria

For slurry pump lubrication the following factors are generally assessed in order to develop the lubrication solution:

- Pump manufacturer's recommendations
- Seal types
- Bearing types, grease entry points and grease migration directions
- Characteristics of proposed lubricant
- Typical bearing operating temperatures
- Duty cycle
- Historical lubrication practices
- Desired service schedule
- Operating conditions
- Wash down procedures
- Requirements for safe access

Installation examples



Application Labyrinth seals and mechanical seal
Lubricator perma FLEX125
Installation kit Direct mount



Application Labyrinth seals and gland seal
Lubricator perma STAR VARIO 250 cm³
Installation kit K365C



Application Sump pump
Lubricator perma STAR VARIO 250 cm³
Installation kit K230C



Application Labyrinth seals
Lubricator perma STAR VARIO 500 cm³
Installation kit K265CX

Common Equipment & Applications

Conveyor pulley bearings



Pulley bearing configurations vary considerably and as such lubrication programs must be designed to take the specific requirements of different bearing and seal combinations into account. For typical spherical roller bearings with labyrinth or taconite seals, the lubrication strategy must address two requirements:

1. The relubrication of the bearing rolling elements to prevent lubricant starvation and;
 2. The regular purging of seals to prevent the entry of contaminants.
- When installing perma STAR VARIO to conveyor pulley bearings the following points should be observed:
- Pre-lubricate the bearing to ensure that it is not in a state of grease starvation from the outset. The aim of the automatic lubrication is to maintain a state of optimal lubrication thereafter
 - For bearings with free purging seals, manually purge the seals until fresh grease is observed around the full circumference of the seal. The aim of the automatic lubrication is to maintain a consistent purge thereafter
 - Select the optimal grease entry point on the housing for bearing relubrication in order to achieve an effective grease flow path. Also, ensure that bearings have been pre-packed in a way which is compatible with the selected grease entry point

Lubrication assessment criteria

For conveyor pulley bearing lubrication the following factors are generally assessed in order to develop the lubrication solution:

- Bearing types & speeds
- Seal types
- Location of grease entry points on bearing housings
- Characteristics of proposed lubricant
- Operating conditions
- Historical lubrication practices
- Requirements for safe access
- Desired service schedule

Installation examples



Application Conveyor pulley bearing and seal
Lubricator perma FLEX125
Installation kit Direct mount



Application Conveyor pulley bearing and seal
Lubricator perma STAR VARIO 250 cm³
Installation kit K330



Application Conveyor pulley bearing and seal
Lubricator perma ULTRA 1000 cm³
Installation kit 4 x K1UCH-1M90HD06



Application Conveyor pulley bearings and seals
Lubricator perma STAR VARIO 500 cm³
Installation kit 2 x K3CHCX

Common Equipment & Applications

Electric motors



Electric motor bearing relubrication is a critical aspect of maintenance. As with other high speed bearing applications, it is important for relubrication practices to take the risks associated with over-lubrication into account while providing sufficient relubrication to deliver long bearing service life.

The following practices can provide a lubrication program which avoids over-lubrication and lubricant starvation:

- Add small amounts of grease at short time intervals using an automatic lubricator which provides accurate dispensing rates, independent of temperature
- Re-lubricate when the motor is in operation
- Always ensure that spent grease can escape the bearing housing via well maintained grease escape holes or collection traps
- Do not use powered grease guns

Lubrication assessment criteria

For electric motor lubrication the following factors are generally assessed in order to develop the lubrication solution:

- Motor manufacturer's recommendations
- Motor speed
- Grease trap / escape port design, access and condition
- Bearing types
- Characteristics of proposed lubricant
- Historical lubrication practices
- Duty cycle
- Motor orientation (vertical or horizontal)

Installation examples



Application Electric motor
Lubricator perma FLEX125
Installation kit Direct mount



Application Electric motor
Lubricator perma STAR VARIO 120 cm³
Installation kit Direct mount



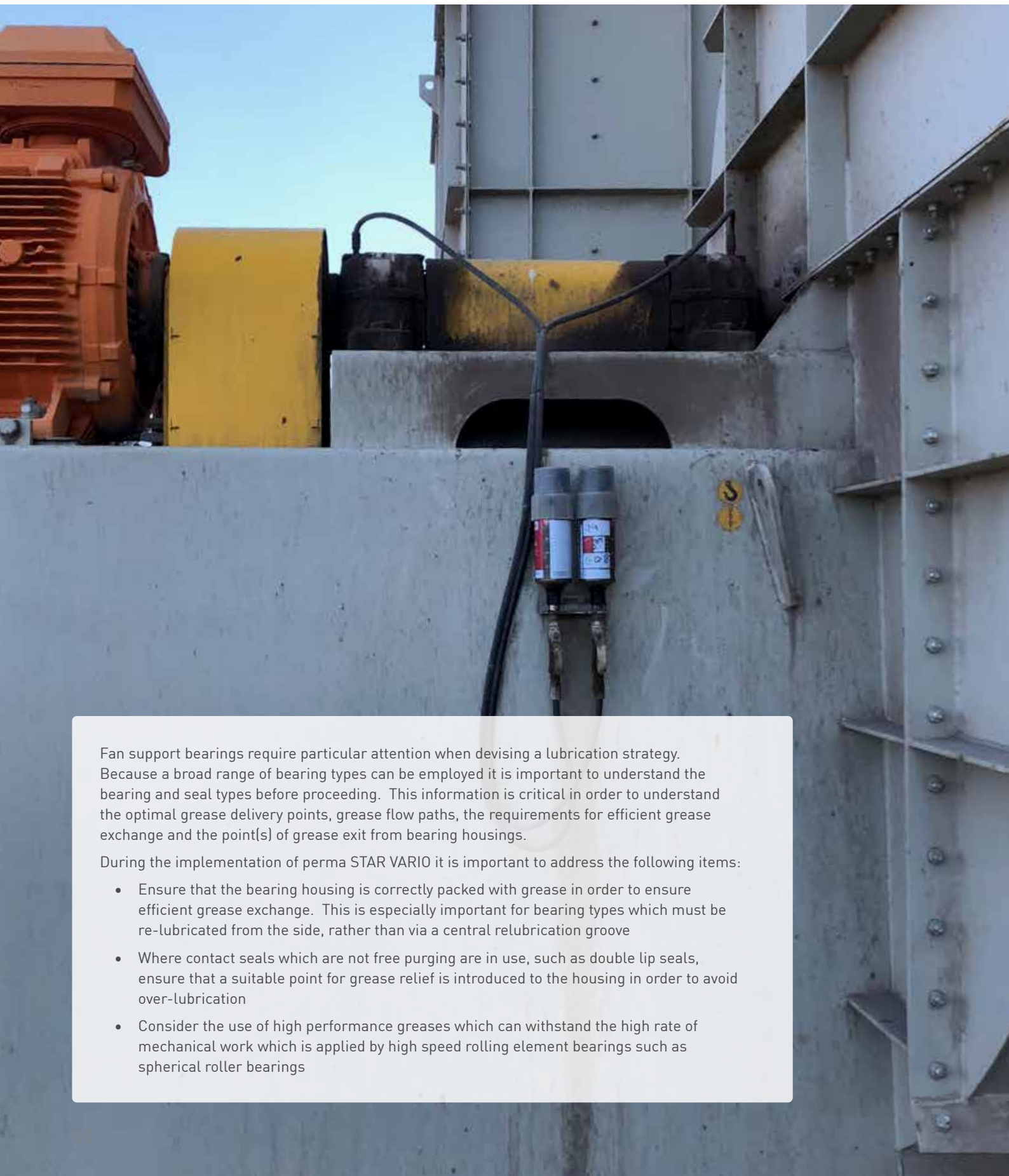
Application Electric motor
Lubricator perma STAR VARIO 250 cm³
Installation kit K230C



Application Electric motor
Lubricator perma STAR VARIO 250 cm³
Installation kit KDSV-708V

Common Equipment & Applications

Fans



Fan support bearings require particular attention when devising a lubrication strategy. Because a broad range of bearing types can be employed it is important to understand the bearing and seal types before proceeding. This information is critical in order to understand the optimal grease delivery points, grease flow paths, the requirements for efficient grease exchange and the point(s) of grease exit from bearing housings.

During the implementation of perma STAR VARIO it is important to address the following items:

- Ensure that the bearing housing is correctly packed with grease in order to ensure efficient grease exchange. This is especially important for bearing types which must be re-lubricated from the side, rather than via a central relubrication groove
- Where contact seals which are not free purging are in use, such as double lip seals, ensure that a suitable point for grease relief is introduced to the housing in order to avoid over-lubrication
- Consider the use of high performance greases which can withstand the high rate of mechanical work which is applied by high speed rolling element bearings such as spherical roller bearings

Lubrication assessment criteria

For fan lubrication the following factors are generally assessed in order to develop the lubrication solution:

- Bearing types & speeds
- Seal types
- Grease entry points and grease migration directions
- Typical bearing operating temperatures
- Characteristics of proposed lubricant
- Historical lubrication practices
- Operating conditions
- Requirements for safe access
- Desired service schedule

Installation examples



Application Fan support bearings
Lubricator perma FLEX125
Installation kit Direct mount



Application Fan support bearings
Lubricator perma STAR VARIO 120 cm³
Installation kit Direct mount



Application Fan support bearings
Lubricator perma STAR VARIO 250 cm³
Installation kit K230



Application Fan support bearings
Lubricator perma STAR VARIO 250 cm³
Installation kit K330

Accessories

The correct accessories for your mounting system




Minimising the pressure loss between single point lubricators and lubrication points is an important factor for achieving long term, reliable lubricant delivery. The range of accessories available from perma have been carefully selected to ensure that pressure losses are minimised and that installations will stand the test of time in harsh operating environments.


Adaptors, elbows, extensions, grease lines & general fittings

perma lubricators have a 1/4" BSP male thread at the grease outlet. Where reducers, elbows or extension are required to facilitate installation it is important to adhere to the following guidelines:

- When using reducing adaptors down to fine threads such as 6mm metric or 1/4" UNF select stainless steel to avoid breakage
- Minimise the number of elbow fittings
- Always select full bore elbows




Part #	Description	Pic.	Part #	Description	Pic.
2461/8	Straight adaptor brass 1/4" BSPP F – 1/8" BSPT M	1	92JSS	Elbow stainless steel 90 degree 1/4" BSPT M – 9/16" JIC M	10
2461/4	Straight adaptor brass 1/4" BSPP F – 1/8" BSPT M	2	921/8JSS	Elbow stainless steel 90 degree 1/8" BSPT M – 9/16" JIC M	-
2461/4UNFSS	Straight adaptor stainless steel 1/4" BSPP F – 1/4" UNF M	3	92	Elbow brass 90 degree 1/4" BSPP F – 1/4" BSPT M	11
2466SS	Straight adaptor stainless steel 1/4" BSPP F – M6x1.0 M	4	1216SS	Elbow brass 45 degree 1/4" BSPP F – M6x1.0 M	12
2468	Straight adaptor brass 1/4" BSPP F – M8x1.0 M	5	1211/8	Elbow brass 45 degree 1/4" BSPP F – 1/8" BSPT M	-
2468SS	Straight adaptor stainless steel 1/4" BSPP F – M8x1.0M	6	1211/4	Elbow brass 45 degree 1/4" BSPP F – 1/4" BSPT M	13
24610	Straight adaptor brass 1/4" BSPP F – M10x1.0 M	7	52740	Extension brass 40 mm 1/4" BSPP F – 1/4" BSPT M	14
24610SS	Straight adaptor stainless steel 1/4" BSPP F – M10x1.0M	8	5270501/8	Extension brass 50 mm 1/4" BSPP F – 1/8" BSPT M	15
88HDJ	Hose end swivel 3/8" hose to 1/4" BSP M	9	52750M6SS	Extension stainless steel 50 mm 1/4" BSPP F – M6x1.0 M	16
90HD	Hose baryon fibre reinforced internal diameter 3/8"	-	52785	Extension brass 85 mm 1/4" BSPP F – 1/4" BSPT M	-
708V	Manual greasing kit 1/4" BSP	17	527125	Extension brass 125 mm 1/4" BSPP F – 1/4" BSPT M	19
HDC250	Full length cover heavy duty for L250 STAR VARIO	18	A620P	Support flange 1/4" BSP	20



Stainless steel brackets and attachment options

The range of stainless steel brackets and attachment options included in remote installation kits can be purchased as separate components. Brackets are available bare or complete with A620P support flanges. The A620P reinforces perma STAR VARIO lubricators to protect against accidental breakage. The table below includes bare brackets and brackets with A620P's. Note that Heavy Duty C-Section brackets always include A620P's and full length covers. With the exception of Heavy Duty brackets, only bare brackets are pictured below.

Part # (bare)	Description	Pic.	Part # (with A620P)	Compatible attachment options
BC30	Beam clamp 30 mm	A	-	This is an attachment option
BC65	Beam clamp 65 mm	B	-	This is an attachment option
CH-ARMS	Cage hanger twin arm set	C	-	This is an attachment option
MB01	Standard duty 1 point bracket	1	MB01A620P	Select from BC30 or BC65
MB02	Standard duty 2 points bracket	2	MB02A620P	Select from BC30 or BC65
MB03	Standard duty 3 points bracket	3	MB03A620P	Select from BC30 or BC65
MB04	Standard duty 4 points bracket	4	MB04A620P	Select from BC30 or BC65
-	Heavy duty C-section 1 point bracket	5	MB01C	Select from BC30 or BC65 or CH-ARMS
-	Heavy duty C-section 2 points bracket	6	MB02C	Select from BC30 or BC65 or CH-ARMS
-	Heavy duty C-section 3 points bracket	7	MB03C	Select from BC30 or BC65 or CH-ARMS
-	Heavy duty C-section 4 points bracket	8	MB04C	Select from BC30 or BC65 or CH-ARMS
CH01	Cage hanger 1 point bracket	9	CH01A620P	Cage hooks supplied with bracket
CH02	Cage hanger 2 points bracket	10	CH02A620P	Cage hooks supplied with bracket
CH03	Cage hanger 3 points bracket	11	CH03A620P	Cage hooks supplied with bracket
CH04	Cage hanger 4 points bracket	12	CH04A620P	Cage hooks supplied with bracket
MB01R	Rail mount 1 point bracket	13	MB01RA620P	U-bolts supplied with bracket
MB02R	Rail mount 2 points bracket	14	MB02RA620P	U-bolts supplied with bracket
MB03R	Rail mount 3 points bracket	15	MB03RA620P	U-bolts supplied with bracket
MB04R	Rail mount 4 points bracket	16	MB04RA620P	U-bolts supplied with bracket



Pre-assembled and pre-filled lubricator grease lines

Pre-assembled, pre-filled grease lines are supplied ready to use. They save time, ensure against the accidental inclusion of contaminants when making grease lines on site and remove the need for laborious manual filling. The range of grease lines from perma come in pre-set lengths.

- 3/8" internal diameter with single, synthetic fibre braid.
- Full bore female swivel, push-lock fittings at each end of hose for convenient fitting with adaptors to 1/4" BSP male
- Minimum burst pressure = 84 bar
- Complies with FRAS AS2660
- Minimum bend radius 76 mm

Line Length	0.5m	0.75m	1.0m	1.5m	2.0m	2.5m	3.0m
Generic Part #	PSFXXX90HD0.5	PSFXXX90HD.75	PSFXXX90HD1.0	PSFXXX90HD1.5	PSFXXX90HD2.0	PSFXXX90HD2.5	PSFXXX90HD3.0


The table above provides generic part numbers for different length hose assemblies. The first 6 digits of each part number identifies the grease type. Specific part numbers for preferred grease types are created by replacing the first six digits of the generic part number with the relevant perma lubricant code.

For example, a pre-assembled grease line with a length of 1.5 meters which is filled with Castrol Spheerol LX EP2 grease:

- Generic part number for 1.5 meter line is PSFXXX90HD1.5
- 6 digit reference code for Castrol Spheerol LX EP2 grease is PSF826
- Hence, part number for required line is PSF82690HD1.5

Chain lubrication accessories

Part #	Description	Pic.	Part #	Description	Pic.
A400	Brush 20 cm round 1/4 " BSP for oil	1	A810	Throttle one-way valve 1/4 " BSP for oil	5
A410	Brush 3 x 4 cm rectangular 1/4 " BSP for oil	2	A100	Metal bracket standard duty	6
A411	Brush 3 x 6 cm rectangular 1/4 " BSP for oil	3	A105	Universal plastic bracket	7
A412	Brush 3 x 10 cm rectangular 1/4 " BSP for oil	4	A150	T-piece bracket with 1/4 " BSP insert	8



Fittings Cases

Part numbers and case contents



Various fittings cases are available to provide a convenient and economical option for on-site spares. The themed cases include carefully selected reducing adaptors, extensions and elbows. The cases have a heavy duty plastic construction with an integrated water seal, removable compartments, impact resistant lid and heavy duty latches. These tables list the parts included in each fittings case option. If different combinations are required, please contact your supply of perma products to investigate the supply of a customised option.

FCGEN220 - Contains the most commonly used fittings for perma STAR VARIO		
Stock code	Qty	Description
A620P	20	Support flange suits STAR 1/4" BSPT M
708V	10	Manual greasing kit 1/4" BSPT M
88HDJ	20	Hose end swivel 3/8" hose - 9/16" JIC F and 9/16" JIC M - 1/4" BSPT M straight adaptor
92	20	Elbow brass 90 degree 1/4" BSPP F - 1/4" BSPT M
1211/4	20	Elbow brass 45 degree 1/4" BSPP F - 1/4" BSPT M
2461/8	30	Adaptor straight brass 1/4" BSPP F - 1/8" BSPT M
527501/8	20	Extension brass 50mm 1/4" BSPP F - 1/8" BSPT M
52750M6SS	20	Extension stainless steel 50mm 1/4" BSPP F - M6 x 1.0 M
2466SS	30	Adaptor straight stainless steel 1/4" BSPP F - M6 x 1.0 M
2461/4UNFSS	30	Adaptor straight stainless steel 1/4" BSPP F - 1/4" UNF M

FCBSP240 - Contains primarily brass BSP fittings plus stainless reducers to M6 x 1.0 and 1/4" UNF M		
Stock code	Qty	Description
2461/4	30	Adaptor straight brass 1/4 " BSPP F - 1/4 " BSPT M
2461/8	30	Adaptor straight brass 1/4 " BSPP F - 1/8 " BSPT M
92	40	Elbow brass 90 degree 1/4 " BSPP F - 1/4 " BSPT M
1211/4	40	Elbow brass 45 degree 1/4 " BSPP F - 1/4 " BSPT M
1211/8	20	Elbow brass 45 degree 1/4 " BSPP F - 1/8 " BSPT M
527501/8	15	Extension brass 50mm 1/4 " BSPP F - 1/8 " BSPT M
52740	15	Extension brass 40mm 1/4 " BSPP F - 1/4 " BSPT M
52750M6SS	10	Extension stainless steel 50mm 1/4 " BSPP F - M6x1.0 M
2466SS	20	Adaptor straight stainless steel 1/4 " BSPP F - M6x1.0 M
2461/4UNFSS	20	Adaptor straight stainless steel 1/4 " BSPP F - 1/4" UNF M

FCJICH0SE145 - Contains a range of JIC hose connection fittings and various adaptors and extensions		
Stock code	Qty	Description
88HDJ	20	Hose end swivel 3/8" hose - 9/16" JIC F and 9/16" JIC M - 1/4" BSPT M straight adaptor
92JSS	20	Elbow 90 degree 9/16" JIC M - 1/4" BSPT M
92J1/8SS	20	Elbow 90 degree 9/16" JIC M - 1/8" BSPT M
2807/16M	10	Adaptor 7/16" JIC M to 9/16" JIC M
2807/16F	10	Adaptor 7/16" JIC F to 9/16" JIC M
52740	15	Extension brass 40mm 1/4 " BSPP F - 1/4 " BSPT M
708V	5	Manual greasing kit 1/4" BSPT M
527501/8	10	Extension brass 50mm 1/4" BSPP F - 1/8" BSPT M
52750M6SS	15	Extension stainless steel 50mm 1/4" BSPP F - M6x1.0 M
2461/8SS	20	Adaptor straight stainless steel 1/4 " BSPP F - 1/8" BSPT M

Part numbers and case contents

FCMETRIC230 - Contains adaptors from metric to 1/4" BSPP F plus BSP elbows and reducers

Stock code	Qty	Description
2466SS	30	Adaptor straight stainless steel 1/4" BSPP F – M6 x 1.0 M
1216SS	20	Elbow stainless steel 45 degree 1/4" BSPP F – M6 x 1.0 M
52750M6SS	15	Extension stainless steel 50 mm 1/4" BSPP F – M6 x 1.0 M
2468	25	Adaptor straight brass 1/4" BSPP F – M8 x 1.0 M
2468X1.25	20	Adaptor straight brass 1/4" BSPP F – M8 x 1.25 M
24610	20	Adaptor straight brass 1/4" BSPP F – M10 x 1.0 M
24610X1.25	20	Adaptor straight brass 1/4" BSPP F – M10 x 1.25 M
24610X1.5	20	Adaptor straight brass 1/4" BSPP F – M10 x 1.5 M
52740	20	Extension brass 40 mm 1/4" BSPP F – 1/4" BSPT M
92	40	Elbow brass 90 degree 1/4" BSPP F – 1/4" BSPT M

FCSBSP130 - Contains a range of brass BSP fittings

Stock code	Qty	Description
2461/4	30	Adaptor straight brass 1/4" BSPP F – 1/4" BSPT M
2461/8	30	Adaptor straight brass 1/4" BSPP F – 1/8" BSPT M
92	20	Elbow brass 90 degree 1/4" BSPP F – 1/4" BSPT M
1211/4	20	Elbow brass 45 degree 1/4" BSPP F – 1/4" BSPT M
52740	20	Extension brass 40 mm 1/4" BSPP F – 1/4" BSPT M
52785	10	Extension brass 85 mm 1/4" BSPP F – 1/4" BSPT M

FCSCOMB0160 - Contains a range of brass BSP and metric fittings

Stock code	Qty	Description
2461/4	30	Adaptor straight brass 1/4" BSPP F – 1/4" BSPT M
2461/8	30	Adaptor straight brass 1/4" BSPP F – 1/8" BSPT M
92	20	Elbow brass 90 degree 1/4" BSPP F – 1/4" BSPT M
1211/4	20	Elbow brass 45 degree 1/4" BSPP F – 1/4" BSPT M
2468	20	Adaptor straight brass 1/4" BSPP F – M8 x 1.0 M
24610	20	Adaptor straight brass 1/4" BSPP F – M10 x 1.0 M
52740	20	Extension brass 40 mm 1/4" BSPP F – 1/4" BSPT M

FCSJICH0SESS110 - Contains a range of 316SS JIC hose connection fittings and straight adaptors

Stock code	Qty	Description
88JSS	20	Hose end stainless steel 3/8" hose - 9/16" JIC F swivel
280JSS	20	Nipple stainless steel 1/4" BSPT M - 9/16" JIC M
92JSS	20	Elbow 90 degree 9/16" JIC M - 1/4" BSPT M
92J1/8SS	20	Elbow 90 degree 9/16" JIC M - 1/8" BSPT M
52750M6SS	10	Extension stainless steel 50 mm 1/4" BSPP F - M6 x 1.0 M
2461/8SS	20	Adaptor straight stainless steel 1/4" BSPP F - 1/8" BSPT M

FCSS250 - Contains a range of stainless steel fittings

Stock code	Qty	Description
2466SS	20	Adaptor straight stainless steel 1/4" BSPP F - M6 x 1.0 M
1216SS	20	Elbow stainless steel 45 degree 1/4" BSPP F - M6 x 1.0 M
52750M6SS	10	Extension stainless steel 50 mm 1/4" BSPP F - M6 x 1.0 M
2468SS	20	Adaptor straight stainless steel 1/4" BSPP F - M8 x 1.0 M
24610SS	20	Adaptor straight stainless steel 1/4" BSPP F - M10 x 1.0 M
2461/4UNFSS	30	Adaptor straight stainless steel 1/4" BSPP F - 1/4" UNF M
2461/8SS	20	Adaptor straight stainless steel 1/4" BSPP F - 1/8" BSPT M
48SS	30	Grease nipple stainless steel 1/4" BSPT M
280SS	40	Nipple stainless steel 1/4" BSPT M - 1/4" BSPT M
26SS	40	Socket round stainless steel 1/4" BSP

More information about these fittings cases
can be found on our website www.perma.com



perma LUBRICANTS

The correct lubricant for a longer service life



The frequent addition of small volumes of lubricant provides the longest bearing service life and therefore reduces maintenance costs. Lubricant selection is also an important factor for achieving extended bearing service life.

To fulfill this requirement perma lubricators are filled standard with a range of high quality German manufactured lubricants.

HTL perma Australia also has the capability to custom fill greases and oils. This ensures that users of perma lubricators are not forced to make compromises when it comes to choice of lubricant.

Custom fill lubricants

HTL perma Australia Pty Ltd is equipped with lubricator filling machines from Germany and has the capability to custom fill lubricators with any suitable grease or oil.

The demand for custom filled lubricants is increasing. Typical reasons for choosing custom filled lubricants are:

- Where lubricant rationalisation programs have been implemented and it is preferred that the lubricants in automatic lubricators conform to the rationalisation decisions
- Where certain applications demand specialty lubricants
- Where the mixing of different lubricants presents a real risk of incompatibility problems
- Where specific lubricants are required in order to satisfy warranty requirements
- Where specific lubricant brands must be used in order to adhere to contractual obligations

→ perma code → Name	NLGI class	Thickener	Base oil	Operating temperature (°C)	Viscosity at +40°C	Roller bearings	Sliding bearings Guides	Linear guides	Open gears Gear racks	Spindles	Shaft seals (1)	Chains
GREASE												
SF01 perma MULTI LC 220-2	2	Li / Ca	Mineral oil	-30 to +130	220	✓	✓	✓	-	✓	✓	-
PSF721 perma MULTI BLUE LC 220	2	Li / Ca	Mineral oil	-30 to +130	220	✓	✓	✓	-	✓	✓	-
SF02 perma LOAD L-M 100-2	2	Li + MoS2	Mineral oil	-30 to +120	100	-	✓	-	✓	-	-	-
SF05 perma LOAD PU-M SYN 500-1	1	Poly + MoS2	Mineral oil + PAO	-20 to +160	500	✓	✓	✓	✓	-	-	-
SF06 perma MULTI AX 220-0	0	Al Com.	Mineral oil	-20 to +130	220	✓	✓	✓	-	✓	-	-
SF10 perma FOOD AX SYN 150-1 grease	1	Al Com.	Synthetic	-45 to +120	150	✓	✓	✓	✓	-	-	-
OIL												
S014 perma TEMP SYN 320	Oil	-	Synthetic	-20 to +250	320	-	-	-	-	-	-	✓
S032 perma MULTI 100	Oil	-	Mineral oil	-5 to +100	100	-	✓	-	✓	✓	-	✓
S070 perma FOOD SYN 220	Oil	-	Synthetic	-30 to +120	220	-	✓	-	✓	✓	-	✓

Grease pumpability

The pumpability of grease depends on a range of factors, the most influential being the grease type, temperature and the internal dimensions of delivery lines and fittings.

Grease type - The lower the NLGI rating the easier grease is to pump. NLGI 2 greases are easier to pump than NLGI 3 greases and so on. Grease thickener type, base fluid viscosity and manufacturing methods also have an effect on grease pumpability.

Temperature - Grease is easier to pump in warmer environments than in cold environments. However, the relationship between pumpability and temperature is not linear, so as temperature drops it is difficult to predict the point at which grease will become substantially more difficult to pump.

Grease line dimensions and fittings - The nature of grease flow through lines and fittings is different to that of liquid lubricants such that pressure drops cannot be calculated on the basis of "pipe friction loss" style calculations. In general it is best to minimise grease line length, use generous sized grease line (perma recommends 3/8" ID) and eliminate restrictive elbow fittings.



HTL perma Australia Pty Ltd

150 Highbury Road
Burwood, VIC 3125
AUSTRALIA

+61 3 9273 7700
technical@perma.com.au
www.perma.com.au